



TECHNICAL CARD

| | |
|----------------------------------|----------|
| power supply | Monofase |
| Volts | V 230/1 |
| frequency (Hz) | 50 |
| motor power capacity (Kw) | 1,08 |
| net weight (Kg) | 294 |
| breadth (mm) | 1180 |
| depth (mm) | 620 |
| height (mm) | 1860 |

PROFESSIONAL DESCRIPTION

REFRIGERATED PASTRY SHOWCASE 2 DOORS, CURVE Line, version with 2 INDEPENDENT COMPARTMENTS, 4 DISPLAY SIDES and 10 RECTANGULAR GLASS SHELVES, capacity 742 litres, temperature +4°/+10°C :

- **external structure in silver anodized aluminium ;**
- showcase built using **insulating double glazing** , compliant with EN UNI 1279;
- **exposure on 4 sides ;**
- **10 rectangular glass shelves measuring 465x420 mm ;**
- **capacity 742 litres ;**
- **operating temperature +4°/+10°C ;**
- **2 " sensitive touch " control panels** with a unique and exclusive design, the result of a long IT and design study;
- **ventilated refrigeration ;**
- **automatic defrost ;**
- **LED lighting** as standard on both sides of the internal compartment;
- lumen/meter: 2 x 1200 lm;
- humidity: 75%;
- **compressors and the touch screen thermostat are of the latest generation**, guaranteeing **high efficiency** and **low absorption** , with notable advantages for operating economy;
- **accuracy , solidity and technology** are the prerogatives on which the CURVE line is based, an expression of solidity combined with practicality, capable of satisfying all types of use, where robustness and reliability come together in the name of tradition.



Accessories/Options :

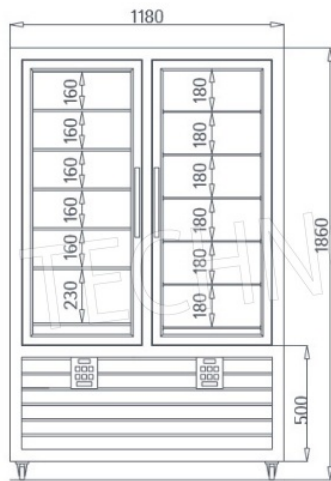
- locking with key

- glass shelf
- support kit for glass and grilles
- suction cup kit
- adjustable feet kit
- mirror glass
- additional LED
- wooden crate packaging
- finishes and colours: RAL of your choice

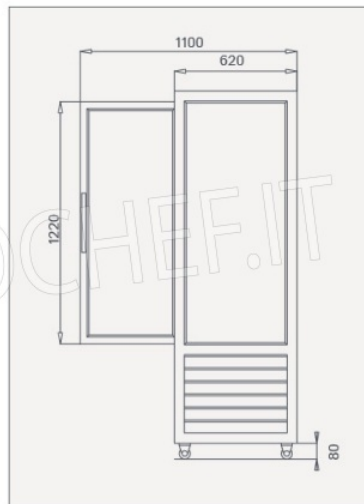
CE mark
Made in Italy

| CODE | DESCRIPTION | PRICE/DELIVERY |
|--------------|---|----------------|
| SL-CP5700V/V | Refrigerated pastry display case with 2 doors, CURVE line, with 4 display sides, 10 rectangular glass shelves, capacity 742 litres, operating temperature +4°/+10°C, ventilated refrigeration, V.230/1, Kw. 0.54+0.54, weight 294 kg, dim.mm.1180x620x1860h | |

| TECHNICAL CARD | | |
|---|---------------------------------|----------------|
| CODE/PICTURES | DESCRIPTION | PRICE/DELIVERY |
| SL-KV  | Suction Cups Kit | |
| SL-KSVG  | Support kit for glass and grids | |
| SL-RPV35/70  | Glass shelf | |
| SL-LED  | Additional Led | |
| SL-KP70/90/12  | Adjustable Feet Kit | |
| SL-CC70/90/12  | Key closure | |
| SL-VSP70/90  | Mirror glass | |
| SL-IMLEG70/90  | Wooden case packing | |
| SL-RAL/70/90/120  | Finish and Colors | |



700 S/R



VISTA LATERALE
Side view / Seitenansicht / Vue latérale