



TECHNICAL CARD

power supply	Monofase
Volts	V 230/1
frequency (Hz)	50
motor power capacity (Kw)	1,08
net weight (Kg)	294
breadth (mm)	1180
depth (mm)	620
height (mm)	1860

PROFESSIONAL DESCRIPTION

REFRIGERATED PASTRY SHOWCASE 2 DOORS, CURVE Line, version with 2 INDEPENDENT COMPARTMENTS, 4 DISPLAY SIDES and 5 RECTANGULAR SHELVES + 6 ROTATING SHELVES, capacity 742 litres, temperature +4°/+10°C :

- **external structure in silver anodized aluminium ;**
- showcase built using **insulating double glazing** , compliant with EN UNI 1279;
- **exposure on 4 sides ;**
- **5 rectangular glass shelves measuring 465x420 mm + 6 rotating glass shelves Ø 452 ;**
- **capacity 742 litres ;**
- **operating temperature +4°/+10°C ;**
- **2 " sensitive touch " control panels** with a unique and exclusive design, the result of a long IT and design study;
- **ventilated refrigeration ;**
- **automatic defrost ;**
- **LED lighting** as standard on both sides of the internal compartment;
- lumen/meter: 2 x 1200 lm;
- humidity: 75%;
- **compressors and the touch screen thermostat are of the latest generation**, guaranteeing **high efficiency** and **low absorption** , with notable advantages for operating economy;
- **accuracy , solidity and technology** are the prerogatives on which the CURVE line is based, an expression of solidity combined with practicality, capable of satisfying all types of use, where robustness and reliability come together in the name of tradition.





Accessories/Options :

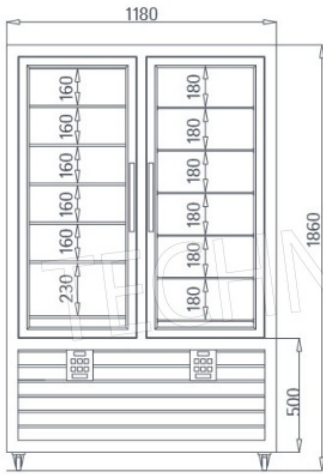
- locking with key

- glass shelf
- support kit for glass and grilles
- suction cup kit
- adjustable feet kit
- mirror glass
- additional LED
- wooden crate packaging
- finishes and colours: RAL of your choice

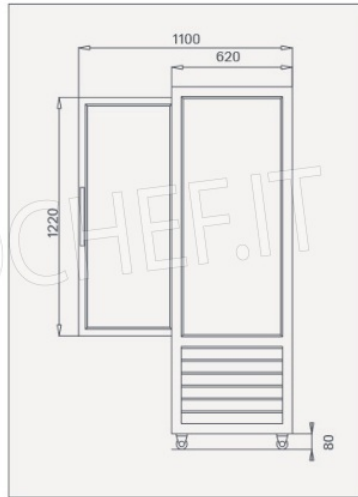
CE mark
Made in Italy

CODE	DESCRIPTION	PRICE/DELIVERY
SL-CP5700V/R	Refrigerated pastry display case with 2 doors, CURVE line, with 4 display sides, 5 rectangular shelves + 6 rotating shelves, capacity 742 litres, temperature +4°/+10°C, ventilated refrigeration, V.230/1, Kw.0,54+0.54, Weight 294 Kg, dim.mm.1180x620x1860h	

TECHNICAL CARD		
CODE/PICTURES	DESCRIPTION	PRICE/DELIVERY
SL-KV 	Suction Cups Kit	
SL-KSVG 	Support kit for glass and grids	
SL-RPV35/70 	Glass shelf	
SL-LED 	Additional Led	
SL-KP70/90/12 	Adjustable Feet Kit	
SL-CC70/90/12 	Key closure	
SL-VSP70/90 	Mirror glass	
SL-IMLEG70/90 	Wooden case packing	
SL-RAL/70/90/120 	Finish and Colors	



700 S/R



VISTA LATERALE

Side view / Seitenansicht / Vue latérale