



TECHNICAL CARD

power supply	Monofase
Volts	V 230/1
frequency (Hz)	50
net weight (Kg)	33
breadth (mm)	400
depth (mm)	900
height (mm)	900

PROFESSIONAL DESCRIPTION

ELECTRIC BAIN MARIE on OPEN CABINET , MAXIMA 900 Line , CONSTANT Series , Capacity 1 GN 1/1 pan (mm 530x325) + 1 GN 1/3 pan (mm 325x175):

- **worktop and front panels in AISI 304 stainless steel ;**
- **stainless steel interior;**
- Incoloy stainless steel resistors placed outside the tank;
- **electronic power regulation ;**
- **AISI 304 stainless steel tank** , made from a single mould, with large radius to facilitate cleaning;
- **capacity 1 Gastro-Norm 1/1 tray** (mm 530x325) + **1 GN 1/3 tray** (325x175 mm);
- water filling tap with control on the dashboard and overflow in the tub;
- ball drain cock, located inside the compartment, controlled by a handle with athermal grip;
- adjustable feet;
- **24 month warranty .**

Accessories/Options:

- compartment door

NB: GN containers not included.

CE mark

CODE	DESCRIPTION	PRICE/DELIVERY
BS-E9BM4M	ELECTRIC BAIN MARIE on OPEN CABINET, BERTOS, MAXIMA 900 Line, CONSTANT Series, with tank for 1 GN 1/1 tray + 1 GN 1/3 tray (excluded), V.230/1, Kw.1.5, Weight 33 Kg, dim.mm.400x900x900h	





MAXIMA 900



GN 1/1 + 1/3

mm

306 x 686 x 163 h



TOT. kW 1,5







220-240 V ~ 50/60 Hz



Kg 33







MAXIMA 900

