



TECHNICAL CARD

power supply	Monofase
Volts	V 230/1
frequency (Hz)	50
motor power capacity (Kw)	0,7
net weight (Kg)	192
gross weight (Kg)	210
breadth (mm)	900
depth (mm)	620
height (mm)	1860

PROFESSIONAL DESCRIPTION

FREEZING DISPLAY CABINET for ICE CREAM SHOP, 1 door, CURVE line, 4 display sides and 6 rectangular shelves, STATIC refrigeration, temperature -15°/-25°C :










- **external structure** in **silver anodized aluminium** ;
- **showcase built using insulating double glazing** , compliant with EN UNI 1279;
- **exposure on 4 sides** ;
- **6 FIXED rectangular shelves measuring 734x460 mm** ;
- **capacity 541 litres** ;
- **operating temperature -15°/-25°C** ;
- **“sensitive touch” control panel** with a unique and exclusive design, the result of a long IT and design study;
- **static refrigeration with 6 FIXED evaporating GRILLED SHELVES** ;
- manual defrost;
- **LED lighting as standard** on both sides of the internal compartment, ensuring uniform and low-consumption lighting;
- LED lighting (N° x Lm): 2 x 1200;
- **compressor** and **touch screen thermostat** are of the latest generation, guaranteeing high efficiency and low absorption, with notable advantages for operating economy;
- **accuracy** , **solidity** and **technology** are the prerogatives on which the CURVE line is based, an expression of solidity combined with practicality, capable of satisfying all types of use, where robustness and reliability come together in the name of tradition.

Accessories/Options:

- locking with key
- support kit for glass and grilles
- suction cup kit
- adjustable feet kit
- mirror glass
- additional LED
- wooden crate packaging
- finishes and colours: RAL of your choice

CE mark
Made in Italy

CODE	DESCRIPTION	PRICE/DELIVERY
SL-CGL600S	Freezer-Freezer display case for ice cream parlor 1 door, temperature -15°/-25°C, static refrigeration, Curve Line, with 4 display sides, 6 rectangular shelves measuring 734x460 mm, capacity 541 litres, V.230/1, Kw. 0.7, weight 192 kg, dim.mm.900x620x1860h	

TECHNICAL CARD		
CODE/PICTURES	DESCRIPTION	PRICE/DELIVERY
SL-KV 	Suction Cups Kit	
SL-KSVG 	Support kit for glass and grids	
SL-KP25/80 	Adjustable Feet Kit	
SL-RPV60/120 	Glass shelf	
SL-LED 	Additional Led	
SL-CC25/80 	Key closure	
SL-VSP600 	Mirror glass	
SL-IMLEG45/60 	Wooden case packing	
SL-RAL 	Finish and Colors	



CURVE

CGL 600 S

CARATTERISTICHE GENERALI



-15°-25° C



40%
Umidità



2 x 1200 lm



Sbrinatorio
Manuale



Refrigerazione
Statica T° Negativa



230 V - 50



Layout Volume lt Ripiani Dimensioni mm - kg Compressore



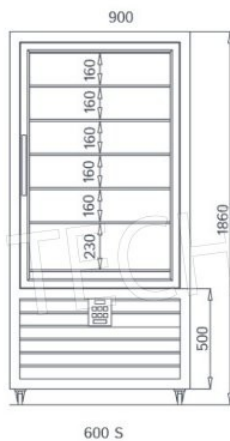
Ripiano statico

541

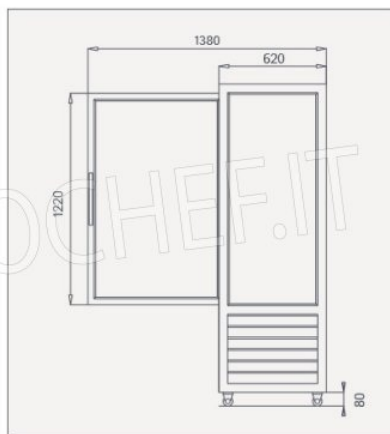
6 (734 x 460)

900 x 620 x 1860 - 192

700 Watt



600 S



VISTA LATERALE

Side view / Seitenansicht / Vue latérale