



#### TECHNICAL CARD

<b>power supply</b>	Monofase
<b>Volts</b>	V 230/1
<b>frequency (Hz)</b>	50
<b>motor power capacity (Kw)</b>	1,7
<b>net weight (Kg)</b>	382
<b>gross weight (Kg)</b>	416
<b>breadth (mm)</b>	1750
<b>depth (mm)</b>	620
<b>height (mm)</b>	1860

#### PROFESSIONAL DESCRIPTION

**MULTI-TEMPERATURE DISPLAY CABINET from +5° to -20°C for PASTRY 2 doors, CURVE line, 4 display sides and 10 rectangular shelves, ventilated refrigeration :**










- **external structure** in **silver anodized aluminium** ;
- **showcase built using insulating double glazing** , compliant with EN UNI 1279;
- **exposure on 4 sides** ;
- **10 ADJUSTABLE GRILLED SHELVES** measuring **747x445 mm** ;
- **capacity 1082 litres** ;
- **operating temperature +5°/-20°C** ;
- **“sensitive touch” control panel** with a unique and exclusive design, the result of a long IT and design study;
- **refrigeration type : ventilated 2 temperatures** ;
- defrost type: automatic, hot gas;
- **LED lighting as standard** on both sides of the internal compartment, ensuring uniform and low-consumption lighting;
- LED lighting (N° x Lm): 2 x 1200;
- **compressor** and **touch screen thermostat** are of the latest generation, guaranteeing high efficiency and low absorption, with notable advantages for operating economy;
- **accuracy , solidity** and **technology** are the prerogatives on which the CURVE line is based, an expression of solidity combined with practicality, capable of satisfying all types of use, where robustness and reliability come together in the name of tradition.

**Accessories/Options:**

- locking with key
- support kit for glass and grilles
- suction cup kit
- adjustable feet kit
- mirror glass
- additional LED
- wooden crate packaging
- finishes and colours: RAL of your choice

**CE mark**  
**Made in Italy**

CODE	DESCRIPTION	PRICE/DELIVERY
SL-CGL1200G2T/G2T	Multi-temperature display case from +5° to -20°C for 2-door pastry shops, ventilated refrigeration, Curve Line, with 4 display sides, 10 rectangular shelves measuring 747x445 mm, capacity 1082 liters, V.230/1, Kw.0.85+ 0.85, weight 382 kg, dim.mm.1750x620x1860h	

TECHNICAL CARD		
CODE/PICTURES	DESCRIPTION	PRICE/DELIVERY
SL-KV 	Suction Cups Kit	
SL-KSVG 	Support kit for glass and grids	
SL-RPV60/120 	Glass shelf	
SL-LED 	Additional Led	
SL-KP70/90/12 	Adjustable Feet Kit	
SL-CC70/90/12 	Key closure	
SL-VSP120 	Mirror Glass	
SL-IMLEG120 	Wooden case packing	
SL-RAL/70/90/120 	Finish and Colors	



Curve

CGL 1200 G2T/G2T



+5°-20° C



40% - 75%  
Umidità



2 x 1200 lm



Sbrinatorio  
automatico



Sbrinatorio  
a gas caldo



Refrigerazione  
ventilata  
2 temperature



230 V - 50



LAYOUT



VOLUME R

1082

RIPIANI

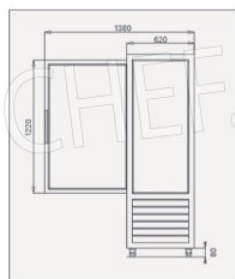
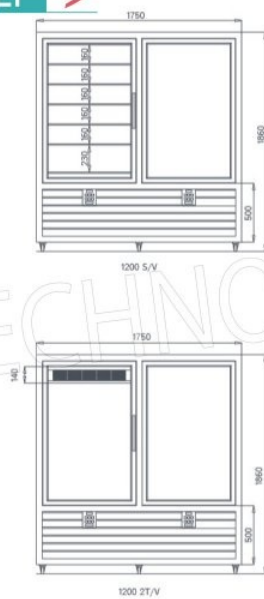
10 (747 x 445)

DIMENSIONI mm - kg

1750 x 620 x 1860 - 382

COMPRESSORE

850 + 850 Watt



VISTA LATERALE  
Side view / Seitenansicht / Vue latérale