



TECHNICAL CARD

power supply	Monofase
Volts	V 230/1
frequency (Hz)	50
motor power capacity (Kw)	1,24
net weight (Kg)	312
gross weight (Kg)	332
breadth (mm)	1380
depth (mm)	620
height (mm)	1860

PROFESSIONAL DESCRIPTION

COMBINATION DISPLAY CABINET for ICE CREAM/PASTRY SHOP 2 doors, CURVE line, with 4 display sides and 6 rectangular shelves + 6 rotating shelves, VENTILATED/STATIC refrigeration, temperature -15°-25°C/+4°+10°C :










- **external structure in silver anodized aluminium ;**
- showcase built using **insulating double glazing** , compliant with EN UNI 1279;
- **exposure on 4 sides ;**
- **6 FIXED RECTANGULAR SHELVES** measuring 560x460 mm + **6 ROTATING GLASS SHELVES Ø 452 mm ;**
- **capacity 848 litres ;**
- **operating temperature -15°-25°C/+4°+10°C ;**
- **2 " sensitive touch " control panels** with a unique and exclusive design, the result of a long IT and design study;
- **ventilated/static refrigeration ;**
- automatic/manual defrost;
- **LED lighting as standard** on both sides of the internal compartment, ensuring uniform and low-consumption lighting;
- lumen/meter: 4 x 1200 lm;
- humidity: 40% - 75%;
- **compressors** and the **touch screen thermostat** are of the **latest generation**, guaranteeing **high efficiency** and **low absorption** , with notable advantages for operating economy;
- **accuracy , solidity** and **technology** are the prerogatives on which the CURVE line is based, an expression of solidity combined with practicality, capable of satisfying all types of use, where robustness and reliability come together in the name of tradition;
- thanks to these refrigerated display cases for pastry and ice cream shops you will be able to combine solidity and display elegance with the reliability of a made in Italy product.

Accessories/Options :

- locking with key
- glass shelf
- support kit for glass and grilles
- suction cup kit
- adjustable feet kit
- mirror glass
- additional LED
- wooden crate packaging
- finishes and colours: RAL of your choice

CE mark
Made in Italy

CODE	DESCRIPTION	PRICE/DELIVERY
SL-CPG900S/R	Combined display case for ice cream/pastry shop, 2 doors, temp. -15°-25°C/+4°+10°C, Curve Line, 4 display sides, 6 rectangular shelves + 6 rotating shelves, ventilated/static refrigeration, capacity liters. 848, V.230/1, Kw.0.70+0.54, dim.mm.1380x620x1860h	

TECHNICAL CARD		
CODE/PICTURES	DESCRIPTION	PRICE/DELIVERY
SL-KV 	Suction Cups Kit	
SL-KSVG 	Support kit for glass and grids	
SL-RPV45/90/130 	Glass shelf	
SL-LED 	Additional Led	
SL-KP70/90/12 	Adjustable Feet Kit	
SL-CC70/90/12 	Key closure	
SL-VSP70/90 	Mirror glass	
SL-IMLEG70/90 	Wooden case packing	
SL-RAL/70/90/120 	Finish and Colors	



Curve

CPG 900 S/R



-15°-25° C
+4°+10° C



40% - 75%
Umidità



4 x 1200



AUTO

Sbrinamento manuale e
Sbrinamento automatico



T+

Refrigerazione ventilata e
Refrigerazione Statica T° Positiva



230 V - 50



LAYOUT



VOLUME lt

848

RIPIANI

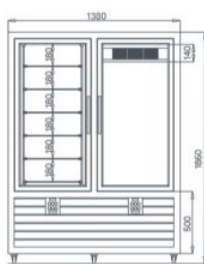
6 (560 x 460) 6 (Ø 452)

DIMENSIONI mm - kg

1380 x 620 x 1860 - 312

COMPRESSORE

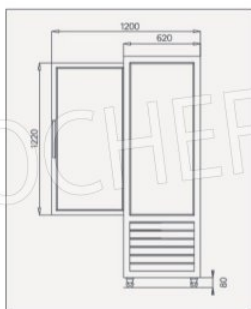
700 + 540 Watt



900 R/2T



900 S/V



VISTA LATERALE
Side view / Seitenansicht / Vue latérale