

**TECNOSERVICE'21 srl**

by Tinti Sergio
Via Carlo Pisacane, 134
61032 Fano (PU) Italy
P.IVA IT0200411413

Tel. +39 0721 805911
FAX +39 0721 809794
e-mail: staff@technochef.it
www.technochef.it
www.technochef.eu

Services and Technologies for professional catering since 1973

**TECHNICAL CARD**

power supply	Monofase
Volts	V 230/1
frequency (Hz)	50
motor power capacity (Kw)	2,86
gross weight (Kg)	48
breadth (mm)	470
depth (mm)	535
height (mm)	710

PROFESSIONAL DESCRIPTION

GLASS WASHER with 400x400 mm SQUARE BASKET, version with POWERED WASHING, max. output 40 baskets/hour , DIGITAL controls:

- **Sturdy stainless steel construction ;**
- **Digital electronic** controls with display;
- **4 wash cycles of 90/120/150/180 seconds ;**
- **Max useful height** : glasses 275 mm,
- **Max plate diameter 295 mm ;**
- **LOWER and UPPER stainless steel washing impeller** , diameter 18 mm, with moulded helical jets;
- **LOWER and UPPER stainless steel rinse impellers** with **adjustable rotation speed** ;
- **Electric** washing **detergent dispenser** programmable from display;
- **Electric** **rinse aid dispenser** programmable from display;
- Stainless steel washing detergent injector welded onto the tank;
- Filter group in tank for suction and discharge;
- Electrical **provision** for **drain pump** ;
- **Control system via electronic board with simple and extremely efficient Dip-Switch ,**
- **Setting and controlling wash and rinse temperatures** or,
- Adjustable **Thermostop** function that guarantees better results,
- **Display showing temperatures and selected wash cycle ,**
- **Smart Start Button ,**

- **Self-diagnosis system** ,
- The electronic control allows you to manage various parameters to give you a great level of customization based on your needs while the self-diagnosis allows you to minimize machine downtime by already suggesting some simple operations to perform to resolve the situation,
- **Scheduled Maintenance Notice** ,
- Automatic additional rinse cycle,
- **1 Automatic drain cycle** (with drain pump installed),
- **Adjustable drain and rinse times** ,
- Temperature reading via precise NTC probes,
- **Stainless steel washing and rinsing impellers** ,
- **Double detergent and rinse aid dispenser installed as standard** ,
- Tank capacity 17 lt.
- Bath resistance Kw.2.6,
- Boiler capacity 3.2 lt.
- Boiler resistance Kw.2.5,
- **Washing pump 0.26 kW** (0.35 Hp),
- Recommended water hardness 7÷10 °f,
- Water consumption per cycle at 2 bar: 2.0 lt.

Included:

- 2 baskets for glasses dim.400x400x150h mm.
- 1 cutlery container.
- 1 12-place saucer holder insert.

Accessories/Options:




- **17516** - Installed pressure pump 0.5 Hp
- **21116** - 32W drain pump installed.
- **23138** - 0.5 Hp Pressure Pump Kit
- **22440** - 32W drain pump.
- **18698** - Kit 4 adjustable stainless steel feet 50-70 mm.

CE mark

Made in ITALY

CODE	DESCRIPTION	PRICE/DELIVERY
TCF322-001000	GLASS WASHER, SQUARE basket, 400x400 mm, version with POWERED WASHING, DIGITAL controls, 4 cycles of 90/120/150/180 sec, max glass height 275 mm, with rinse aid and detergent dispenser. Tank, V.230/1, Kw.2.86, Weight 48 Kg, dim.mm.470x535x710h.	€ 1.077,24 <i>VAT excluded</i> Shipping to be calculated Delivery from 8 to 15 days

TECHNICAL CARD

CODE/PICTURES	DESCRIPTION	PRICE/DELIVERY
TCF322-002605 	TECHNOCHEF - Kit 4 Adjustable Stainless Steel Feet	€ 33,40 <i>VAT excluded</i> Shipping to be calculated Delivery from 4 to 9 days
TCF322-002604 	TECHNOCHEF - 32W Drain Pump Kit	€ 133,87 <i>VAT excluded</i> Shipping to be calculated Delivery from 4 to 9 days
TCF322-002602 	TECHNOCHEF - Drain pump installed 32W	€ 155,50 <i>VAT excluded</i> Shipping to be calculated Delivery from 4 to 9 days
TCF322-002603	TECHNOCHEF - Pressure pump kit 0.5 Hp	€ 176,61



Delivery from 4 to 9 days

TECHNOCHEF - Installed pressure pump 0.5 HP

€ 199,78

VAT escluded
Shipping to be calculued

Delivery from 4 to 9 days

