

**TECNOSERVICE'21 srl**

by Tinti Sergio
Via Carlo Pisacane, 134
61032 Fano (PU) Italy
P.IVA IT0200411413

Tel. +39 0721 805911
FAX +39 0721 809794
e-mail: staff@technochef.it
www.technochef.it
www.technochef.eu

Services and Technologies for professional catering since 1973

**TECHNICAL CARD**

power supply	Trifase
Volts	V 400/3 +N
frequency (Hz)	50
motor power capacity (Kw)	5,92
gross weight (Kg)	69
breadth (mm)	585
depth (mm)	610
height (mm)	815

PROFESSIONAL DESCRIPTION

DISHWASHER-GLASSWASHER with SQUARE BASKET mm. 500x500, max yield of 40 baskets/hour, DIGITAL COMMANDS:

- **Bodywork made entirely of AISI 304 steel ,**
- **Digital electronic** controls with display,
- **4 wash cycles of 90/120/150/180 seconds ,**
- **Max useful height: plates 350 mm ,**
- **Useful passage for glasses max 320 mm tall ,**
- **LOWER and UPPER stainless steel washing impeller** diameter 18 mm. with molded helical jets,
- **Stainless steel LOWER and UPPER rinse impellers** with **adjustable rotation speed ,**
- **Detergent dispenser Electric** washing programmable from the display,
- **Electric rinse aid dispenser** programmable from the display,
- Stainless steel washing detergent injector welded onto the tank,
- Filtering group in the tank for suction and discharge,
- Electrical **preparation** for **drain pump ,**
- **Control system via electronic card with simple and extremely efficient Dip-Switch ,**
- **Setting and control of washing and rinsing temperatures ,**
- Adjustable Thermostop function which guarantees better results,
- **Display showing temperatures and selected wash cycle ,**
- **Intelligent Start button ,**
- **Self-diagnosis system ,**

- The electronic control allows you to manage various parameters to give you a great level of customization based on your needs while the self-diagnosis allows you to reduce machine downtime to a minimum by already suggesting some simple operations to perform to resolve the situation,
- **Scheduled Maintenance Notice** ,
- Automatic additional rinse cycle,
- **1 Automatic drain cycle** (with drain pump installed),
- **Adjustable drain and rinse time** ,
- Temperature reading via precise NTC probes,
- **Stainless steel washing and rinsing impellers** ,
- **Double detergent and rinse aid dispenser installed as standard** ,
- **Tank capacity 24 litres** ,
- Tank resistance Kw.2.6,
- Boiler capacity 7.3 litres,
- Boiler resistance Kw.5.4,
- 0.52 kW (0.7 Hp) washing pump,
- Recommended water hardness 7÷10 °f,
- Water consumption per cycle at 2 bar: 2.0 lt.

Supplied:

- 1 basket for glasses dim.mm.500x500x100h.
- 1 basket 18 plates dim.500x500x100mm.
- 2 cutlery containers.

Accessories/Options:



- **17516** - Pressure pump installed 0.5 Hp
- **21116** - 32W installed drain pump.
- **23138** - 0.5 Hp pressure pump kit.
- **22440** - 32W drain pump.
- **18698** - Kit of 4 adjustable stainless steel feet 50-70 mm.
- **19584** - Open base support for dishwashers on adjustable feet, dim. mm. 580x565x450h + Feet H120-190 mm
- **23140** - Hinged door for dishwasher base support Mod.SPI40
- **V230-3** - Optional 230V/3+T

CE mark

Made in Italy

CODE	DESCRIPTION	PRICE/DELIVERY
TCF322-001500	DISHWASHER square basket 500x500 mm, front loading, ELECTRONIC controls, 4 cycles of 90/120/150/180 sec, max height of glasses 320 mm/plates 350 mm, with rinse aid and detergent dispenser, V.400/3+N, Kw 5.9, Weight 69 Kg, dim.mm.585x610x815h	€ 1.368,82 <i>VAT excluded</i> Shipping to be calculated Delivery from 8 to 15 days

TECHNICAL CARD

CODE/PICTURES	DESCRIPTION	PRICE/DELIVERY
TCF322-002605 	TECHNOCHEF - Kit 4 Adjustable Stainless Steel Feet	€ 33,40 <i>VAT excluded</i> Shipping to be calculated Delivery from 4 to 9 days
TCF322-002602 	TECHNOCHEF - Drain pump installed 32W	€ 146,75 <i>VAT excluded</i> Shipping to be calculated Delivery from 4 to 9 days
TCF322-002606	TECHNOCHEF - Swing door for dishwashing base support	€ 146,75 <i>VAT excluded</i> Shipping to be calculated Delivery from 4 to 9 days



TCF322-002604



TECHNOCHEF - 32W Drain Pump Kit

€ 133,87

VAT excluded
Shipping to be calculated

Delivery from 4 to 9 days

TCF322-002601



TECHNOCHEF - Pressure pump installed 0.5 HP

€ 188,45

VAT excluded
Shipping to be calculated

Delivery from 4 to 9 days

TCF322-002614



TECHNOCHEF - Open base support with basket-holding guides

€ 185,87

VAT excluded
Shipping to be calculated

Delivery from 4 to 9 days

TCF322-002603



TECHNOCHEF - Pressure pump kit 0.5 Hp

€ 176,61

VAT excluded
Shipping to be calculated

Delivery from 4 to 9 days

TCF322-002607

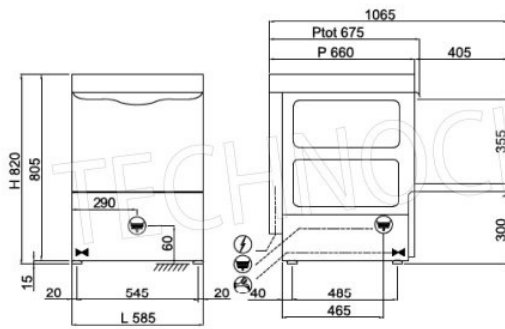



TECHNOCHEF - Basic dishwasher support


€ 244,05

VAT excluded
Shipping to be calculated

Delivery from 4 to 9 days



 400V3N+T 5,02kW
L=1900 (5 POLES)

 G 3/4" M
L=1200

 Ø25x30
L=1500