



TECHNICAL CARD

| | |
|--------------------------|--------|
| gross weight (Kg) | 250,00 |
| breadth (mm) | 1640 |
| depth (mm) | 1840 |
| height (mm) | 2300 |

PROFESSIONAL DESCRIPTION

Modular prefabricated FREEZER CELL for low temperatures , Temp. -14° -22°C :

- **made with modular sandwich panels , 100 mm thick , in non-toxic white pre-painted sheet metal , insulated with high density polyurethane , 40-42 kg/cubic meters (95% closed cells);**
- Panel locking using eccentric hooks;
- **revolving door with clear light** to choose from the following sizes: **600x1850 mm, 700x1850 mm, 800x1850 mm, 900x1850 mm;**
- **easily adjustable door hinges** in 3 directions;
- **handle with lock and safety release** from the inside in phosphorescent material;
- PED **pedestrian flooring** made of **non-slip AISI 304 stainless steel sheet** , STATIC LOAD CAPACITY 1500 Kg/m², POINT LOAD CAPACITY 100 Kg;
- **rounded internal corners** for maximum hygiene and ease of cleaning,
- **prepared for a monoblock refrigeration unit overlapped on the wall,**
- On request, it is possible to install ceiling-mounted monoblock units or refrigeration units with remote group,
- Complete with **compensation valve,**
- **supplied disassembled and packed on pallets** (on request on wooden cage)
-
- **INTERNAL DIMENSIONS:** mm 1500x1700x2000k
- net capacity: **4.96 cubic meters,**
- **EXTERNAL DIMENSIONS :** mm 1640x1840x2300h

Accessories:

- **Internal shelving made of 20 micron anodized aluminum** with 3 rows of grilled shelves.
- **Crawl space for floor ventilation** made of plastic profile.
- **Door curtain made of transparent plastic strips**

- **Door Microswitch and Interior Light**

Optional on request:

- **Driveable and reinforced floor**
- **Ceiling refrigeration units** and split refrigeration systems (remote)
- Possibility of measures other than those proposed.

MONOBLOCK **REFRIGERATION UNIT** (Not Included), for Temp. -14° - 22°C. for **OVERLAPPED WALL Mounting**, V. 230/1 - Kw 1.8 -- mod. **TCF313-L17125B**

- **External bodywork** of the monoblock in **galvanized sheet metal**
- evaporator part frame in magnesium aluminum;
- Max working ambient temperature +38°C
- ECOLOGICAL REFRIGERANT **GAS R452a**
- **hermetic compressor;**
- Self-resetting high and low pressure switch
- **automatic hot gas defrosting**
- power **cable for door resistor;**
- **Cable** for connecting **door micro and door light**
- **digital telethermometer display** with temperature indication and operating status display: cold-defrosting-evaporator fans-alarm in progress.
- **Temp. Adjustable from: -14° to -22°C. ,**
- **possibility of displaying alarms** such as: high and low temperature and pressure, open door, condensation, dirt, etc.
- provision for connection to the frigotel supervisor
- **Complete with resistance for the condensate drain pipe ,**
- siphon on the condensate drain,

CE mark
Made in ITALY

AVAILABLE MODELS

TCF474-BT16-18/S10



Prefabricated freezer room, suitable for low temperatures (-14°-22°), made of modular sandwich panels, 100 mm thick, with revolving door and floor, 4.96 cubic meters, external dimensions, mm 1640x1840x2300h

€ 1.890,57

VAT excluded
Shipping to be calculated

Delivery from 15 to 25 days

TCF474-L17125B



Wall-mounted monoblock refrigeration unit, tropicalized, for low temperatures -14°-22°, ventilated, with ecological gas R404Aa, V 230/1, Kw 1.8, weight Kg 62, external dimensions mm 1020x520x925h

€ 2.186,32

VAT excluded
Shipping to be calculated

Delivery from 15 to 25 days

TECHNICAL CARD

CODE/PICTURES

TCF474-ILLUMINAZIONE



DESCRIPTION

Door microswitch and internal light

PRICE/DELIVERY

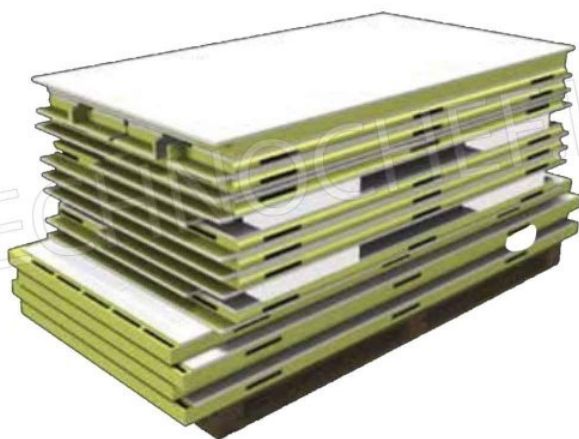
€ 87,12

VAT excluded
Shipping to be calculated

Delivery from 4 to 9 days



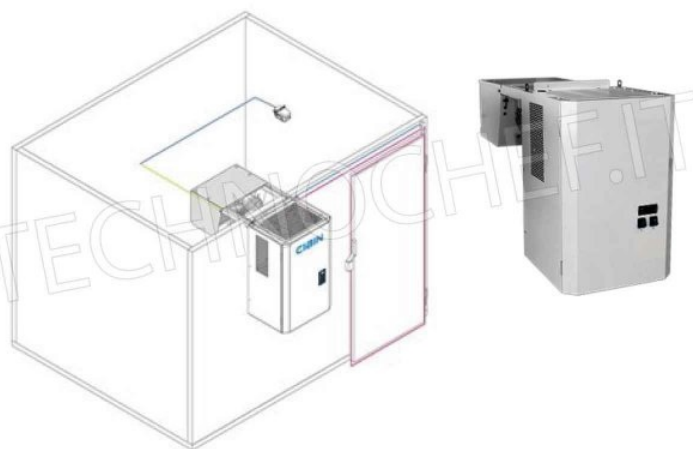
PAVIMENTO + PANNELLO: MONTAGGIO SEMPLICE E VELOCE
TRAMITE FISSAGGIO CON AGGANCIO ECCENTRICO.



FORNITA SMONTATA E IMBALLATA SU PALLET



SEQUENZA DI MONTAGGIO PANNELLI






SU RICHIESTA: CELLA SENZA PAVIMENTO



CERNIERE FACILMENTE REGOLABILI IN UTENZA IN 3 DIREZIONI



MANIGLIA STANDARD CON SERRATURA, CHIAVE A SBLOCCO INTERNO DI SICUREZZA



PAVIMENTO STANDARD (NON CARRELLABILE) IN ACCIAIO INOX
ANTISDRUCCIOLO, CON SUPPORTO INTERNO INTEGRATO.