



#### TECHNICAL CARD

<b>gross weight (Kg)</b>	250,00
<b>breadth (mm)</b>	1840
<b>depth (mm)</b>	1840
<b>height (mm)</b>	2300

#### PROFESSIONAL DESCRIPTION

**Modular prefabricated FREEZER CELL for low temperatures , Temp. -14° -22°C :**

- **made with modular sandwich panels , 100 mm thick , in non-toxic white pre-painted sheet metal , insulated with high density polyurethane , 40-42 kg/cubic meters (95% closed cells);**
- Panel locking using eccentric hooks;
- **revolving door with clear light** to choose from the following sizes: **600x1850 mm, 700x1850 mm, 800x1850 mm, 900x1850 mm;**
- **easily adjustable door hinges** in 3 directions;
- **handle with lock and safety release** from the inside in phosphorescent material;
- PED **pedestrian flooring** made of **non-slip AISI 304 stainless steel sheet** , STATIC LOAD CAPACITY 1500 Kg/m<sup>2</sup>, POINT LOAD CAPACITY 100 Kg;
- **rounded internal corners** for maximum hygiene and ease of cleaning,
- **prepared for a monoblock refrigeration unit overlapped on the wall,**
- On request, it is possible to install ceiling-mounted monoblock units or refrigeration units with remote group,
- Complete with **compensation valve,**
- **supplied disassembled and packed on pallets** (on request on wooden cage)
- 
- **INTERNAL DIMENSIONS:** mm 1700x1700x2000k
- net capacity: **5.65 cubic meters,**
- **EXTERNAL DIMENSIONS :** mm 1840x1840x2300h

#### Accessories:

- **Internal shelving made of 20 micron anodized aluminum** with 3 rows of grilled shelves.
- **Crawl space for floor ventilation** made of plastic profile.
- **Door curtain made of transparent plastic strips**

- **Door Microswitch and Interior Light**

**Optional on request:**

- **Driveable and reinforced floor**
- **Ceiling refrigeration units** and split refrigeration systems (remote)
- Possibility of measures other than those proposed.

MONOBLOCK **REFRIGERATION UNIT** ( Not Included ), for Temp. -14° - 22°C. for **OVERLAPPED WALL Mounting**, V. 230/1 - Kw 1.8 -- mod. **TCF313-L17125B**

- **External bodywork** of the monoblock in **galvanized sheet metal**
- evaporator part frame in magnesium aluminum;
- Max working ambient temperature +38°C
- ECOLOGICAL REFRIGERANT **GAS R452a**
- **hermetic compressor**;
- Self-resetting high and low pressure switch
- **automatic hot gas defrosting**
- power **cable for door resistor**;
- **Cable** for connecting **door micro and door light**
- **digital telethermometer display** with temperature indication and operating status display: cold-defrosting-evaporator fans-alarm in progress.
- **Temp. Adjustable from: -14° to -22°C.** ,
- **possibility of displaying alarms** such as: high and low temperature and pressure, open door, condensation, dirt, etc.
- provision for connection to the frigotel supervisor
- **Complete with resistance for the condensate drain pipe** ,
- siphon on the condensate drain,

**CE mark**  
**Made in ITALY**

**AVAILABLE MODELS**

**TCF474-BT18-18/S10**



Prefabricated freezer room, suitable for low temperatures (-14°-22°), made of modular sandwich panels, 100 mm thick, with revolving door and floor, 5.65 cubic meters, external dimensions, mm 1840x1840x2300h

**€ 2.032,71**

*VAT excluded*  
*Shipping to be calculated*

**Delivery** from 15 to 25 days

**TCF474-L17125B**



Wall-mounted monoblock refrigeration unit, tropicalized, for low temperatures -14°-22°, ventilated, with ecological gas R404Aa, V 230/1, Kw 1.8, weight Kg 62, external dimensions mm 1020x520x925h

**€ 2.186,32**

*VAT excluded*  
*Shipping to be calculated*

**Delivery** from 15 to 25 days

**TECHNICAL CARD**

**CODE/PICTURES**

**TCF474-ILLUMINAZIONE**



**DESCRIPTION**

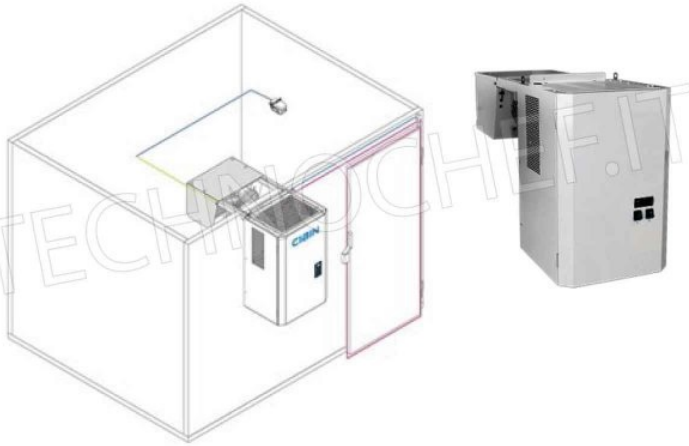
**Door microswitch and internal light**

**PRICE/DELIVERY**

**€ 87,12**

*VAT excluded*  
*Shipping to be calculated*

**Delivery** from 4 to 9 days






SU RICHIESTA: CELLA SENZA PAVIMENTO



CERNIERE FACILMENTE REGOLABILI IN UTENZA IN 3 DIREZIONI



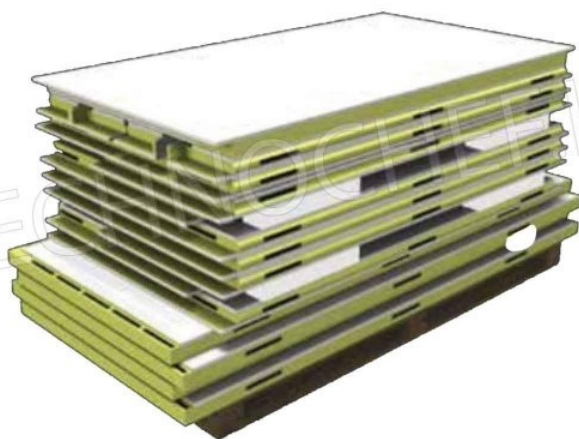
MANIGLIA STANDARD CON SERRATURA, CHIAVE A SBLOCCO INTERNO DI SICUREZZA



PAVIMENTO STANDARD (NON CARRELLABILE) IN ACCIAIO INOX  
ANTISDRUCCIOLO, CON SUPPORTO INTERNO INTEGRATO.



PAVIMENTO + PANNELLO: MONTAGGIO SEMPLICE E VELOCE  
TRAMITE FISSAGGIO CON AGGANCIO ECCENTRICO.



FORNITA SMONTATA E IMBALLATA SU PALLET



SEQUENZA DI MONTAGGIO PANNELLI