



#### TECHNICAL CARD

<b>power supply</b>	Monofase
<b>Volts</b>	V 230/1
<b>frequency (Hz)</b>	50
<b>motor power capacity (Kw)</b>	0,32
<b>net weight (Kg)</b>	138
<b>breadth (mm)</b>	874
<b>depth (mm)</b>	568
<b>height (mm)</b>	1865

#### PROFESSIONAL DESCRIPTION

**WINE CELLAR-TECA, Capacity 112 Inclined Bottles, 3 GLASS SIDES for WALL INSTALLATION, STATIC or VENTILATED REFRIGERATION, suitable for WHITE or RED WINES:**

- **Structure:** thermally broken aluminium , polyurethane foam panels;
- **Openings:** double sliding doors ;
- **Glass:** Low emissivity double glazing - UV protection - Argon gas;
- **ECOLGICO Refrigeration Group** with R 290 GAS;
- **Digital thermoregulator** from +4° to +18°C selectable by the user;
- **Automatic defrosting;**
- **Automatic evaporation of condensation;**
- **Innovative refrigeration system** based on the positioning of the cooling coil in the centre of the display case which guarantees better storage conditions;
- **Air filtration system :** rechargeable activated carbon filter ;
- **Natural white LED lighting;**
- **Lock** with key;
- **Anti-Vibration System;**
- **Room Temperature:** +25° , MAX for WHITE WINES;
- **Ambient Temperature:** +30° , MAX for RED WINES.

• **4 POSSIBLE USE POSSIBILITIES CONFIGURABLE** by the Customer

- **MULTI-TEMPERATURE STATIC** from +4° to +16°C for **WHITE** and **RED** wines ,
- **MULTI-TEMPERATURE STATIC** from +14° to +20°C for **RED WINES** ,
- **VENTILATED** for **RED** wines with **adjustable** temperature from +14° to +16°C ,
- **VENTILATED** for **WHITE** wines with **adjustable** temperature from +6° to +12°C ;







Possible **INSTALLATIONS**, to be selected at the **TIME** of the Order within the **PRODUCT SHEET**.

**INTERNAL FINISH** : Internal backrest in silver anodized aluminum - Standard

**EXTERNAL FINISHES:** The Teca can be covered with different types of frames available in many colors and easily replaceable. (See additional images).

- **MDF - LINEAR FRAME** : UNPAINTED, MATT WHITE, MATT BLACK, MATT LACQUERED RAL 20 COLOURS
- **AYOUS - DUNE FRAME:** UNPAINTED, MATT WHITE, MATT BLACK, GOLD, SILVER, BRONZE, LIGHT GOLD, ROSE GOLD, PEARL, RAL20 COLOURS MATT LACQUERED
- **AYOUS - CLASSIC FRAME:** UNPAINTED, MATT WHITE, MATT BLACK, GOLD, SILVER, BRONZE, LIGHT GOLD, ROSE GOLD, PEARL, RAL20 COLOURS MATT LACQUERED

**CE mark**  
**Made in ITALY**

AVAILABLE MODELS		
CODE/PICTURES	DESCRIPTION	PRICE/DELIVERY
<b>EO-TEP-M12-L-GR</b> 	<b>WINE CABINET with UNPAINTED MDF WOOD FRAME, 3 GLASS SIDES, capacity 112 INCLINED bottles, STATIC or VENTILATED cold, temp. +4°/+16°C, for WHITE or RED WINES, doors on 1 side, V.230/1, Kw.0.32, Weight 138 Kg, dim.mm.874x568x1865h</b>	<b>€ 5.351,99</b> <i>VAT excluded</i> <b>Shipping to be calculated</b> <b>Delivery</b> from 10 to 18 days
<b>EO-TEP-M12-L-RAL9010</b> 	<b>WINE CABINET with MATT WHITE WOOD FRAME, 3 GLASS SIDES, capacity 112 INCLINED bottles, STATIC or VENTILATED cold, temp. +4°/+16°C, for WHITE or RED WINES, doors on 1 side, V.230/1, Kw.0.32, Weight 138 Kg, dim.mm.874x568x1865h</b>	<b>€ 5.453,61</b> <i>VAT excluded</i> <b>Shipping to be calculated</b> <b>Delivery</b> from 10 to 18 days
<b>EO-TEP-M12-L-RAL9005</b> 	<b>WINE CABINET with MATT BLACK WOOD FRAME, 3 GLASS SIDES, capacity 112 INCLINED bottles, STATIC or VENTILATED cold, temp. +4°/+16°C, for WHITE or RED WINES, doors on 1 side, V.230/1, Kw.0.32, Weight 138 Kg, dim.mm.874x568x1865h</b>	<b>€ 5.453,61</b> <i>VAT excluded</i> <b>Shipping to be calculated</b> <b>Delivery</b> from 10 to 18 days
<b>EO-TEP-M12-RAL</b> 	<b>WINE CABINET with WOODEN FRAME in RAL colors, 3 GLASS SIDES, capacity 112 INCLINED bottles, STATIC or VENTILATED cold, temp. +4°/+16°C, for WHITE or RED WINES, doors on 1 side, V.230/1, Kw.0.32, Weight 138 Kg, dim.mm.874x568x1865h</b>	<b>€ 5.826,22</b> <i>VAT excluded</i> <b>Shipping to be calculated</b> <b>Delivery</b> from 10 to 18 days
<b>EO-TEP-M12-D-GR</b> 	<b>WINE CABINET with DUNE FRAME in UNPAINTED WOOD, 3 GLASS SIDES, capacity 112 INCLINED bottles, STATIC or VENTILATED cold, temp. +4°/+16°C, for WHITE or RED WINES, doors on 1 side, V.230/1, Kw.0.32, Weight 138 Kg, dim.mm.874x568x1865h</b>	<b>€ 5.995,58</b> <i>VAT excluded</i> <b>Shipping to be calculated</b> <b>Delivery</b> from 10 to 18 days
<b>EO-TEP-M12-C-GR</b> 	<b>WINE CABINET with CLASSIC FRAME in UNPAINTED WOOD, 3 GLASS SIDES, capacity 112 INCLINED bottles, STATIC or VENTILATED cold, temp. +4°/+16°C, for WHITE or RED WINES, doors on 1 side, V.230/1, Kw.0.32, Weight 138 Kg, dim.mm.874x568x1865h</b>	<b>€ 5.995,58</b> <i>VAT excluded</i> <b>Shipping to be calculated</b> <b>Delivery</b> from 10 to 18 days

**EO-TEP-M12-DRAL9010**

WINE CABINET with DUNE FRAME in WHITE WOOD, 3 GLASS SIDES, capacity 112 INCLINED bottles, STATIC or VENTILATED cold, temp. +4°/+16°C, for WHITE or RED WINES, doors on 1 side, V.230/1, Kw.0.32, Weight 138 Kg, dim.mm.874x568x1865h

**€ 6.097,20**

*VAT excluded*  
Shipping to be calculated

Delivery from 10 to 18 days

**EO-TEP-M12-DRAL9005**

WINE CABINET with DUNE FRAME in BLACK WOOD, 3 GLASS SIDES, capacity 112 INCLINED bottles, STATIC or VENTILATED cold, temp. +4°/+16°C, for WHITE or RED WINES, doors on 1 side, V.230/1, Kw.0.32, Weight 138 Kg, dim.mm.874x568x1865h

**€ 6.097,20**

*VAT excluded*  
Shipping to be calculated

Delivery from 10 to 18 days

**EO-TEP-M12-C-RAL9010**

WINE CABINET with CLASSIC WOOD FRAME, WHITE color, 3 GLASS SIDES, capacity 112 INCLINED bottles, STATIC or VENTILATED cold, temp. +4°/+16°C, for WHITE or RED WINES, doors on 1 side, V.230/1, Kw.0.32, Weight 138 Kg, dim.mm.874x568x1865h

**€ 6.097,20**

*VAT excluded*  
Shipping to be calculated

Delivery from 10 to 18 days

**EO-TEP-M12-C-RAL9005**

WINE CABINET with CLASSIC WOOD FRAME, BLACK color, 3 GLASS SIDES, capacity 112 INCLINED bottles, STATIC or VENTILATED cold, temp. +4°/+16°C, for WHITE or RED WINES, doors on 1 side, V.230/1, Kw.0.32, Weight 138 Kg, dim.mm.874x568x1865h

**€ 6.097,20**

*VAT excluded*  
Shipping to be calculated

Delivery from 10 to 18 days

**EO-TEP-M12-D-LM02**

WINE CABINET with DUNE FRAME in SILVER WOOD, 3 GLASS SIDES, capacity 112 INCLINED bottles, STATIC or VENTILATED cold, temp. +4°/+16°C, for WHITE or RED WINES, doors on 1 side, V.230/1, Kw.0.32, Weight 138 Kg, dim.mm.874x568x1865h

**€ 6.300,44**

*VAT excluded*  
Shipping to be calculated

Delivery from 10 to 18 days

**EO-TEP-M12-D-LM03**

WINE CABINET with DUNE FRAME in BRONZE-coloured WOOD, 3 GLASS SIDES, capacity 112 INCLINED bottles, STATIC or VENTILATED cold, temp. +4°/+16°C, for WHITE or RED WINES, doors on 1 side, V.230/1, Kw.0.32, Weight 138 Kg, dim.mm.874x568x1865h

**€ 6.300,44**

*VAT excluded*  
Shipping to be calculated

Delivery from 10 to 18 days

**EO-TEP-M12-D-LM04**

WINE CABINET with DUNE FRAME in WOOD, LIGHT GOLD color, 3 GLASS SIDES, capacity 112 INCLINED bottles, STATIC or VENTILATED cold, temp. +4°/+16°C, for WHITE or RED WINES, doors on 1 side, V.230/1, Kw.0.32, Weight 138 Kg, dim.mm.874x568x1865h

**€ 6.300,44**

*VAT excluded*  
Shipping to be calculated

Delivery from 10 to 18 days

**EO-TEP-M12-D-LM01**

WINE CABINET with DUNE FRAME in GOLD-coloured WOOD, 3 GLASS SIDES, capacity 112 INCLINED bottles, STATIC or VENTILATED cold, temp. +4°/+16°C, for WHITE or RED WINES, doors on 1 side, V.230/1, Kw.0.32, Weight 138 Kg, dim.mm.874x568x1865h

**€ 6.300,44**

*VAT excluded*  
Shipping to be calculated

Delivery from 10 to 18 days

**EO-TEP-M12-C-LM01**

WINE CABINET with CLASSIC FRAME in GOLD-colored WOOD, 3 GLASS SIDES, capacity 112 INCLINED bottles, STATIC or VENTILATED cold, temp. +4°/+16°C, for WHITE or RED WINES, doors on 1 side, V.230/1, Kw.0.32, Weight 138 Kg, dim.mm.874x568x1865h

**€ 6.300,44**

*VAT excluded*  
Shipping to be calculated

Delivery from 10 to 18 days

**EO-TEP-M12-C-LM02**

WINE CABINET with CLASSIC FRAME in SILVER-colored WOOD, 3 GLASS SIDES, capacity 112 INCLINED bottles, STATIC or VENTILATED cold, temp. +4°/+16°C, for WHITE or RED WINES, doors on 1 side, V.230/1, Kw.0.32, Weight 138 Kg, dim.mm.874x568x1865h

**€ 6.300,44**

*VAT excluded*  
Shipping to be calculated

Delivery from 10 to 18 days

**EO-TEP-M12-C-LM03**

WINE CABINET with CLASSIC FRAME in BRONZE-colored WOOD, 3 GLASS SIDES, capacity 112 INCLINED bottles, STATIC or VENTILATED cold, temp. +4°/+16°C, for WHITE or RED WINES, doors on 1 side, V.230/1, Kw.0.32, Weight 138 Kg, dim.mm.874x568x1865h

**€ 6.300,44**

*VAT excluded*  
Shipping to be calculated

Delivery from 10 to 18 days

**EO-TEP-M12-C-LM04**

WINE CABINET with CLASSIC FRAME in WOOD, LIGHT GOLD color, 3 GLASS SIDES, capacity 112 INCLINED bottles, STATIC or VENTILATED cold, temp. +4°/+16°C, for WHITE or RED WINES, doors on 1 side, V.230/1, Kw.0.32, Weight 138 Kg, dim.mm.874x568x1865h

**€ 6.300,44**

*VAT excluded*  
Shipping to be calculated

Delivery from 10 to 18 days

**EO-TEP-M12-C-LM05**

WINE CABINET with CLASSIC FRAME in ROSE GOLD WOOD, 3 GLASS SIDES, capacity 112 INCLINED bottles, STATIC or VENTILATED cold, temp. +4°/+16°C, for WHITE or RED WINES, doors on 1 side, V.230/1, Kw.0.32, Weight 138 Kg, dim.mm.874x568x1865h

**€ 6.300,44**

*VAT excluded*  
Shipping to be calculated

Delivery from 10 to 18 days

**EO-TEP-M12-C-LM06**

WINE CABINET with CLASSIC FRAME in PEARL-colored WOOD, 3 GLASS SIDES, capacity 112 INCLINED bottles, STATIC or VENTILATED cold, temp. +4°/+16°C, for WHITE or RED WINES, doors on 1 side, V.230/1, Kw.0.32, Weight 138 Kg, dim.mm.874x568x1865h

**€ 6.300,44**

*VAT excluded*  
Shipping to be calculated

Delivery from 10 to 18 days

**EO-TEP-M12-D-LM05**

WINE CABINET with DUNE FRAME in WOOD, LIGHT PINK color, 3 GLASS SIDES, capacity 112 INCLINED bottles, STATIC or VENTILATED cold, temp. +4°/+16°C, for WHITE or RED WINES, doors on 1 side, V.230/1, Kw.0.32, Weight 138 Kg, dim.mm.874x568x1865h

**€ 6.300,44**

*VAT excluded*  
Shipping to be calculated

Delivery from 10 to 18 days

**EO-TEP-M12-D-LM06**

WINE CABINET with DUNE FRAME in PEARL-coloured WOOD, 3 GLASS SIDES, capacity 112 INCLINED bottles, STATIC or VENTILATED cold, temp. +4°/+16°C, for WHITE or RED WINES, doors on 1 side, V.230/1, Kw.0.32, Weight 138 Kg, dim.mm.874x568x1865h

**€ 6.300,44**

*VAT excluded*  
Shipping to be calculated

Delivery from 10 to 18 days

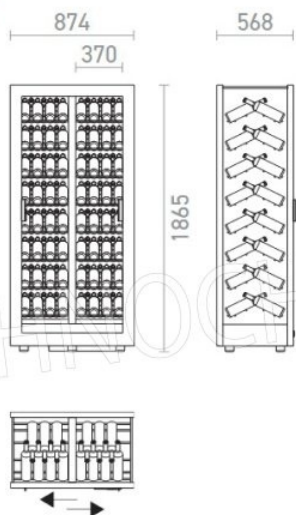
**EO-TEP-M12-DRAL**

WINE CABINET with DUNE FRAME in WOOD in RAL colors, 3 GLASS SIDES, capacity 112 INCLINED bottles, STATIC or VENTILATED cold, temp. +4°/+16°C, for WHITE or RED WINES, doors on 1 side, V.230/1, Kw.0.32, Weight 138 Kg, dim.mm.874x568x1865h

**€ 6.571,43**

*VAT excluded*  
Shipping to be calculated

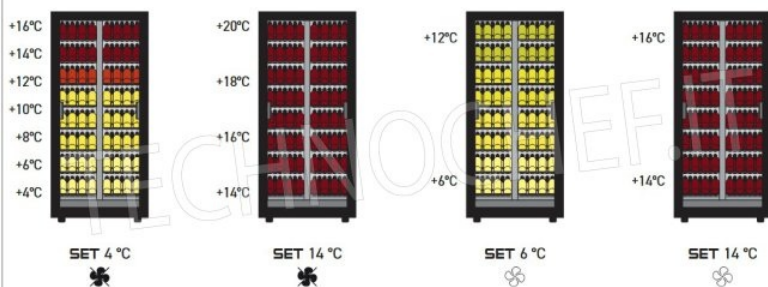
Delivery from 10 to 18 days



CODE										USE
TEP-M12	874 x 568 x 1865	138	540	112	47	230 / 50Hz	320	1,95	R 290	Professional



#### EXAMPLES OF SETTINGS



## SCHIENALE INTERNO - STANDARD



● Alluminio anodizzato argento

## TIPOLOGIA CORNICE DI FINITURA

lineare



dune



classica



## COLORI E FINITURE PER CORNICI

MDF

cornice lineare



non verniciato bianco opaco nero opaco

AYOUS

cornice dune



non verniciato bianco opaco nero opaco oro argento bronzo oro tenue oro rosa perla

AYOUS

cornice classica



non verniciata bianco opaco nero opaco oro argento bronzo oro tenue oro rosa perla

RAL



RAL 20

opaco 20 gloss

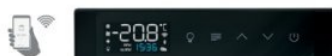
matte 20 gloss

MDF  
AYOUS  
DUNE  
CLASSICA  
HPL

## TERMOREGOLATORE




TERMOREGOLATORE DIGITALE (DI SERIE)



TERMOREGOLATORE A CONTROLLO REMOTO (OPTIONAL)

Tramite il termoregolatore digitale è possibile settare la temperatura, azionare la ventilazione interna, accendere le luci, attivare il ciclo di sbrinatorio manuale ed accedere ai parametri che regolano il funzionamento della vetrina. Il termoregolatore a controllo remoto aggiunge la possibilità di collegare la vetrina al WiFi e permette di controllarla tramite l'applicazione Expo ConneX. Un sistema di connessione all'avanguardia consente ai nostri tecnici di fornire assistenza da remoto in qualsiasi parte del mondo il prodotto si trovi.

## IMPIANTO A REFRIGERAZIONE CENTRALE BREVETTATO



Rappresenta una rivoluzione nel campo della termodinamica applicata. È il primo frigorifero al mondo con serpentina di evaporazione al centro del vano refrigerato, un perfetto equilibrio termico. L'evaporatore diventa un supporto. Tutte le bottiglie sono poste alla stessa distanza dalla fonte del freddo. Il sistema di condensazione ventilato a pala premente è posizionato all'interno della base.