



TECHNICAL CARD

power supply	Monofase
Volts	V 230/1
frequency (Hz)	50
motor power capacity (Kw)	1,2
net weight (Kg)	62
breadth (mm)	560
depth (mm)	610
height (mm)	450

PROFESSIONAL DESCRIPTION

TABLE-TOP VACUUM PACKAGING MACHINE WITH BELL, 450 mm SEALING BAR, TOP LINE :

TOP LINE : Full optional, top performance. The most you can ask for from a tabletop bell vacuum packaging machine. Elegant design, capacitive panel and 4.3" color display. Piston welding, inert gas, Busch pump, vacuum and liquid sensor. All optional features become standard.

TECHNICAL CHARACTERISTICS:

- **CHEF PROGRAMS** : specifically designed for all professionals in the HoReCa sector, they simplify complex operations and processes that would otherwise involve a great waste of time and energy in a kitchen. These are pre-programmed vacuum cycles, the result of careful research aimed at satisfying the needs and requirements of all operators in the sector
- **CLEAN PUMP CYCLE** : The "Clean Pump" function is the regeneration of the oil inside the pump. It allows the oil to reach high temperatures, so as to allow the evaporation of humidity and any impurities present in the oil itself.
- **ONE TOUCH SYSTEM** : the technology that allows you to keep the vacuum chamber clean and, at the same time, extend the life of the gas spring, saving you money on spare parts.
- **GASTROVAC SYSTEM** : Function for suction in external containers using the appropriate connection accessory and a set of gastrorm vacuum containers.
- **AUTOMATIC START**
- **40 PROGRAMS**
- **PISTON WELDING**
- **STEP VAC**
- **SOFT VAC**
- **EXTRA VAC**
- **BUSCH PUMP**

- **INERT GAS**
- **LIQUID SENSOR**
- **VACUUM SENSOR**

TECHNICAL DATA :





- DIMENSIONS 560x610x450h mm
- CHAMBER DIMENSIONS 460x500x220H mm
- WELDING BAR 450 mm
- VACUUM PUMP FLOW Q=20 m³h-OIL
- POWER SUPPLY V/Hz/Kw: 230/50/1.2
- WIRELESS WELDING (pistons)
- WEIGHT 62 kg

ACCESSORIES/OPTIONALS :

- inclined plane
- support trolley
- excess cutting
- double height tub
- additional bar
- label printer
- liquid filter
- dust filter

**CE MARK
MADE IN ITALY**

CODE	DESCRIPTION	PRICE/DELIVERY
EM-E-TOP45	TOP LINE BELL VACUUM PACKAGING MACHINE, CHAMBER mm. 450x500x220h, SEALING BAR 450 mm. VACUUM PUMP 20 cubic meters/hour, V.230/1, Kw. 1.2, Weight Kg.62, external dimensions mm. 560x610x450h	€ 2.643,08 <i>VAT excluded</i> Shipping to be calculated Delivery from 4 to 9 days

TECHNICAL CARD		
CODE/PICTURES	DESCRIPTION	PRICE/DELIVERY
EM-TGL 	Cutting excess	€ 58,34 <i>VAT excluded</i> Shipping to be calculated Delivery from 4 to 9 days
EM-PI 	Inclined plane for liquids	€ 89,55 <i>VAT excluded</i> Shipping to be calculated Delivery from 4 to 9 days
EM-FLTP 	Dust filter	€ 194,52 <i>VAT excluded</i> Shipping to be calculated Delivery from 4 to 9 days
EM-FLTL 	Liquid filter	€ 194,52 <i>VAT excluded</i> Shipping to be calculated Delivery from 4 to 9 days
EM-BAG	Additional welding bar	€ 266,23



VAT excluded
Shipping to be calculated

Delivery from 4 to 9 days

EM-STPE

Label printer

€ 277,56

VAT excluded
Shipping to be calculated

Delivery from 4 to 9 days



EM-PI

Machine support trolley

€ 283,22

VAT excluded
Shipping to be calculated

Delivery from 4 to 9 days





CARATTERISTICHE TECNICHE

	programmi chef		pompa Busch
	avvio automatico		40 programmi
	clean pump		sensore liquidi
	one touch system		sensore di vuoto
	saldatura a piston		step vac
	gastrovac system		soft vac
	gas inerte		extra vac

DISPOSIZIONE BARRE SALDANTI

STANDARD



OPTION

