



TECNOSERVICE'21 srl

by Tinti Sergio
Via Carlo Pisacane, 134
61032 Fano (PU) Italy
P.IVA IT0200411413

Tel. +39 0721 805911
FAX +39 0721 809794
e-mail: staff@technochef.it
www.technochef.it
www.technochef.eu

Services and Technologies for professional catering since 1973



TECHNICAL CARD

power supply	Monofase
Volts	V 230/1
frequency (Hz)	50
motor power capacity (Kw)	0,32
net weight (Kg)	155
breadth (mm)	874
depth (mm)	568
height (mm)	1865

PROFESSIONAL DESCRIPTION

WINE CELLAR-TECA, Capacity 112 Tilted Bottles, 4 Glass Sides for CENTRAL INSTALLATION, STATIC or VENTILATED REFRIGERATION, suitable for WHITE or RED WINES:

- **Structure:** thermally broken aluminium, polyurethane foam panels,
- **Openings:** double sliding doors,
- **Glass:** Low emissivity double glazing - UV protection - Argon gas;
- **ECOLGICO Refrigeration Group** with. GAS R290a ,
- **Digital thermoregulator** from +4°C to +18°C selectable by the user ,
- **automatic defrosting** ,
- automatic evaporation of condensation,
- **innovative refrigeration system** based on the positioning of the cooling coil in the centre of the display case which guarantees better storage conditions ,
- **Air filtration system:** rechargeable activated carbon filter;
- **Natural white LED lighting;**
- **Key lock,**
- **Anti-Vibration System** ,
- Room Temperature: +25°, MAX for WHITE WINES
- Ambient Temperature: +30°, MAX for RED WINES

4 POSSIBLE USE POSSIBILITIES CONFIGURABLE by the Customer

- **MULTI-TEMPERATURE STATIC** from +4° to +16°C for **WHITE** and **RED** wines ,
- **MULTI-TEMPERATURE STATIC** from +14° to +20°C for **RED WINES** ,
- **VENTILATED** for **RED** wines with **adjustable temperature** from +14° to +16°C ,
- **VENTILATED** for **WHITE** wines with **adjustable temperature** from +6° to +12° C ;

Possible **INSTALLATIONS**, to be selected at the **TIME** of the Order within the **PRODUCT SHEET**.

INTERNAL FINISH : Internal backrest in silver anodized aluminum - Standard

EXTERNAL FINISHES : The display case can be covered with different types of frames available in many colors and easily replaceable. (See additional images).






- **MDF - LINEAR FRAME** : UNPAINTED, MATT WHITE, MATT BLACK, RAL 20 COLOURS MATT LACQUERED.










- **AYOUS - DUNE FRAME** : UNPAINTED, MATT WHITE, MATT BLACK, GOLD, SILVER, BRONZE, LIGHT GOLD, ROSE GOLD, PEARL, RAL20 COLOURS MATT LACQUERED.

- **AYOUS - CLASSIC FRAME** : UNPAINTED, MATT WHITE, MATT BLACK, GOLD, SILVER, BRONZE, LIGHT GOLD, ROSE GOLD, PEARL, RAL20 COLOURS MATT LACQUERED

CE mark
Made in ITALY

AVAILABLE MODELS

CODE/PICTURES	DESCRIPTION	PRICE/DELIVERY
EO-TEP-C12-L-GR 	WINE CABINET with FRAME in UNPAINTED MDF WOOD, GLASS ON ALL SIDES , capacity 112 INCLINED bottles, STATIC or VENTILATED cold, temp. +4°/+16°C, for WHITE or RED WINES , V.230/1, Kw.0.32, Weight 155 Kg, dim.mm.874x568x1865h	€ 5.826,22 <i>VAT excluded</i> Shipping to be calculated Delivery from 10 to 18 days
EO-TEP-C12-L-RAL9010 	WINE CABINET with WOODEN FRAME, MATT WHITE color, GLASS ON ALL SIDES , capacity 112 INCLINED bottles, STATIC or VENTILATED cold, temp. +4°/+16°C, for WHITE or RED WINES , doors on 2 fronts, V.230/1, Kw.0.32, Weight 155 Kg, dim.mm.874x568x1865h	€ 5.927,84 <i>VAT excluded</i> Shipping to be calculated Delivery from 10 to 18 days
EO-TEP-C12-L-RAL9005 	WINE CABINET with WOODEN FRAME, MATT BLACK color, GLASS ON ALL SIDES , capacity 112 INCLINED bottles, STATIC or VENTILATED cold, temp. +4°/+16°C, for WHITE or RED WINES , V.230/1, Kw.0.32, Weight 155 Kg, dim.mm.874x568x1865h	€ 5.927,84 <i>VAT excluded</i> Shipping to be calculated Delivery from 10 to 18 days
EO-TEP-C12-RAL20 	WINE CABINET with WOODEN FRAME in RAL20 colours, GLASS ON ALL SIDES , capacity 112 INCLINED bottles, STATIC or VENTILATED cold, temp. +4°/+16°C, for WHITE or RED WINES , V.230/1, Kw.0.32, Weight 155 Kg, dim.mm.874x568x1865h	€ 6.266,57 <i>VAT excluded</i> Shipping to be calculated Delivery from 10 to 18 days
EO-TEP-C12-D-GR 	WINE CABINET with UNPAINTED DUNE FRAME , with GLASS ON ALL SIDES , capacity 112 INCLINED bottles, STATIC or VENTILATED cold, temp. +4°/+16°C, for WHITE or RED WINES , V.230/1, Kw.0.32, Weight 155 Kg, dim.mm.874x568x1865h	€ 6.503,68 <i>VAT excluded</i> Shipping to be calculated Delivery from 10 to 18 days

<p>EO-TEP-C12-C-GR</p> 	<p>WINE CABINET with CLASSIC FRAME FRAME NOT PAINTED, with GLASS ON ALL SIDES, capacity 112 INCLINED bottles, STATIC or VENTILATED cold, temp. +4°/+16°C, for WHITE or RED WINES, V.230/1, Kw.0.32, Weight 155 Kg, dim.mm.874x568x1865h</p>	<p>€ 6.503,68 <i>VAT excluded</i> Shipping to be calculated Delivery from 10 to 18 days</p>
<p>EO-TEP-C12-DRAL9005</p> 	<p>WINE CABINET with DUNE FRAME in MATT BLACK WOOD, GLASS ON ALL SIDES, holds 112 INCLINED bottles, STATIC or VENTILATED cold, temp. +4°/+16°C, for WHITE or RED WINES, V.230/1, Kw.0.32, Weight 155 Kg, dim.mm.874x568x1865h</p>	<p>€ 6.605,30 <i>VAT excluded</i> Shipping to be calculated Delivery from 10 to 18 days</p>
<p>EO-TV-C12-D-RAL9010</p> 	<p>WINE CABINET with DUNE FRAME in MATT WHITE WOOD, GLASS ON ALL SIDES, holds 112 INCLINED bottles, STATIC or VENTILATED cold, temp. +4°/+16°C, for WHITE or RED WINES, V.230/1, Kw.0.32, dim.mm.874x568x1865h</p>	<p>€ 6.605,30 <i>VAT excluded</i> Shipping to be calculated Delivery from 10 to 18 days</p>
<p>EO-TEP-C12-C-RAL9005</p> 	<p>WINE CABINET with CLASSIC FRAME in MATT BLACK WOOD, GLASS ON ALL SIDES, capacity 112 INCLINED bottles, STATIC or VENTILATED cold, temp. +4°/+16°C, for WHITE or RED WINES, V.230/1, Kw.0.32, Weight 155 Kg, dim.mm.874x568x1865h</p>	<p>€ 6.605,30 <i>VAT excluded</i> Shipping to be calculated Delivery from 10 to 18 days</p>
<p>EO-TEP-C12-C-RAL9010</p> 	<p>WINE CABINET with CLASSIC FRAME in MATT WHITE WOOD, GLASS ON ALL SIDES, capacity 112 INCLINED bottles, STATIC or VENTILATED cold, temp. +4°/+16°C, for WHITE or RED WINES, V.230/1, Kw.0.32, Weight 155 Kg, dim.mm.874x568x1865h</p>	<p>€ 6.605,30 <i>VAT excluded</i> Shipping to be calculated Delivery from 10 to 18 days</p>
<p>EO-TEP-C12-D-LM02</p> 	<p>WINE CABINET with DUNE FRAME in METALLIC SILVER WOOD, GLASS ON ALL SIDES, holds 112 INCLINED bottles, STATIC or VENTILATED cold, temp. +4°/+16°C, for WHITE or RED WINES, V.230/1, Kw.0.32, dim.mm.874x568x1865h</p>	<p>€ 6.842,42 <i>VAT excluded</i> Shipping to be calculated Delivery from 10 to 18 days</p>
<p>EO-TEP-C12-D-LM03</p> 	<p>WINE CABINET with DUNE FRAME in WOOD, METALLIC BRONZE color, GLASS ON ALL SIDES, cap112 INCLINED bottles, STATIC or VENTILATED cold, temp +4°/+16°C, for WHITE or RED WINES, V.230/1, Kw.0.32, dim.mm.874x568x1865h</p>	<p>€ 6.842,42 <i>VAT excluded</i> Shipping to be calculated Delivery from 10 to 18 days</p>
<p>EO-TEP-C12-D-LM04</p> 	<p>WINE CABINET with DUNE FRAME in WOOD, METALLIC LIGHT GOLD color, GLASS ON ALL SIDES, cap112 INCLINED bottles, STATIC or VENTILATED cold, temp +4°/+16°C, for WHITE or RED WINES, V.230/1, Kw.0.32, dim.mm.874x568x1865h</p>	<p>€ 6.842,42 <i>VAT excluded</i> Shipping to be calculated Delivery from 10 to 18 days</p>
<p>EO-TEP-C12-D-LM05</p> 	<p>WINE CABINET with DUNE FRAME in METALLIC ROSE GOLD WOOD, GLASS ON ALL SIDES, holds 112 INCLINED bottles, STATIC or VENTILATED cold, temp. +4°/+16°C, for WHITE or RED WINES, V.230/1, Kw.0.32, dim.mm.874x568x1865h</p>	<p>€ 6.842,42 <i>VAT excluded</i> Shipping to be calculated Delivery from 10 to 18 days</p>

EO-TEP-C12-D-LM06

WINE CABINET with DUNE FRAME in METALLIC PEARL WOOD, GLASS ON ALL SIDES, holds 112 INCLINED bottles, STATIC or VENTILATED cold, temp. +4°/+16°C, for WHITE or RED WINES, V.230/1, Kw.0.32, dim.mm.874x568x1865h

€ 6.842,42

VAT excluded
Shipping to be calculated

Delivery from 10 to 18 days

EO-TEP-C12-C-LM01

WINE CABINET with CLASSIC FRAME in WOOD, METALLIC GOLD color, GLASS ON ALL SIDES, cap112 INCLINED bottles, STATIC or VENTILATED cold, temp +4°/+16°C, for WHITE or RED WINES, V.230/1, Kw.0.32, dim.mm.874x568x1865h

€ 6.842,42

VAT excluded
Shipping to be calculated

Delivery from 10 to 18 days

EO-TEP-C12-C-LM02

WINE CABINET with CLASSIC FRAME in WOOD, METALLIC SILVER color, GLASS ON ALL SIDES, cap112 INCLINED bottles, STATIC or VENTILATED cold, temp +4°/+16°C, for WHITE or RED WINES, V.230/1, Kw.0.32, dim.mm.874x568x1865h

€ 6.842,42

VAT excluded
Shipping to be calculated

Delivery from 10 to 18 days

EO-TEP-C12-D-LM01

WINE CABINET with DUNE FRAME in METALLIC GOLD WOOD, GLASS ON ALL SIDES, holds 112 INCLINED bottles, STATIC or VENTILATED cold, temp. +4°/+16°C, for WHITE or RED WINES, V.230/1, Kw.0.32, dim.mm.874x568x1865h

€ 6.842,42

VAT excluded
Shipping to be calculated

Delivery from 10 to 18 days

EO-TEP-C12-C-LM03

WINE CABINET with CLASSIC FRAME in WOOD, METALLIC BRONZE color, GLASS ON ALL SIDES, cap112 INCLINED bottles, STATIC or VENTILATED cold, temp +4°/+16°C, for WHITE or RED WINES, V.230/1, Kw.0.32, dim.mm.874x568x1865h

€ 6.842,42

VAT excluded
Shipping to be calculated

Delivery from 10 to 18 days

EO-TEP-C12-C-LM04

WINE CABINET with CLASSIC FRAME in WOOD, METALLIC LIGHT GOLD color, GLASS ON ALL SIDES, cap112 INCLINED bottles, STATIC or VENTILATED cold, temp +4°/+16°C, for WHITE or RED WINES, V.230/1, Kw.0.32, dim.mm.874x568x1865h

€ 6.842,42

VAT excluded
Shipping to be calculated

Delivery from 10 to 18 days

EO-TEP-C12-C-LM05

WINE CABINET with CLASSIC FRAME in METALLIC ROSE GOLD WOOD, GLASS ON ALL SIDES, holds 112 INCLINED bottles, STATIC or VENTILATED cold, temp. +4°/+16°C, for WHITE or RED WINES, V.230/1, Kw.0.32, dim.mm.874x568x1865h

€ 6.842,42

VAT excluded
Shipping to be calculated

Delivery from 10 to 18 days

EO-TEP-C12-C-LM06

WINE CABINET with CLASSIC FRAME in METALLIC PEARL WOOD color, GLASS ON ALL SIDES, cap112 INCLINED bottles, STATIC or VENTILATED cold, temp +4°/+16°C, for WHITE or RED WINES, V.230/1, Kw.0.32, dim.mm.874x568x1865h

€ 6.842,42

VAT excluded
Shipping to be calculated

Delivery from 10 to 18 days

EO-TEP-C12-DRAL20

WINE CABINET with DUNE FRAME in WOOD in RAL20 colors, GLASS ON ALL SIDES, capacity 112 INCLINED bottles, STATIC or VENTILATED cold, temp +4°/+16°C, for WHITE or RED WINES, V.230/1, Kw.0.32, Weight 155 Kg, dim.mm.874x568x1865h

€ 7.181,15

VAT excluded
Shipping to be calculated

Delivery from 10 to 18 days

EO-TEP-C12-C-RAL20



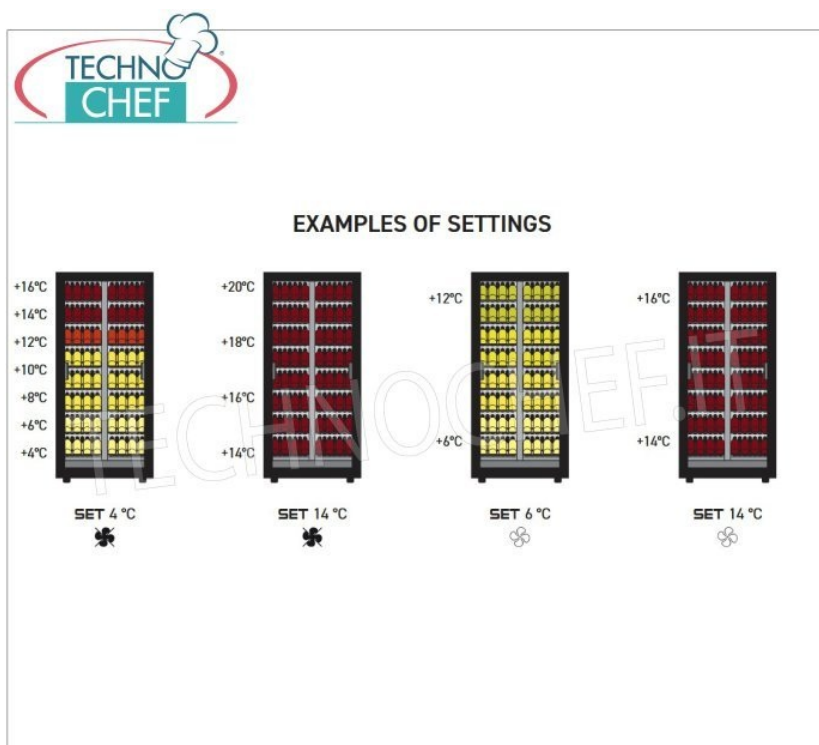

WINE CABINET with CLASSIC WOODEN FRAME in RAL20 colours, GLASS ON ALL SIDES, capacity 112 INCLINED bottles, STATIC or VENTILATED cold, temp. +4°/+16°C, for WHITE or RED WINES, V.230/1, Kw.0.32, Weight 155 Kg, dim.mm.874x568x1865h

€ 7.181,15

VAT excluded

Shipping to be calculated

Delivery from 10 to 18 days



SCHIENALE INTERNO - STANDARD



● Alluminio anodizzato argento

TIPOLOGIA CORNICE DI FINITURA

lineare



dune



classica





COLORI E FINITURE PER CORNICI

MDF

cornice lineare



non verniciato bianco opaco nero opaco

AYOUS

cornice dune



non verniciato bianco opaco nero opaco oro argento bronzo oro tenue oro rosa perla

AYOUS

cornice classica



non verniciata bianco opaco nero opaco oro argento bronzo oro tenue oro rosa perla

RAL



RAL 20

opaco 20 gloss

matte 20 gloss

MDF
AYOUS
DUNE
CLASSICA
HPL



TERMOREGOLATORE



TERMOREGOLATORE DIGITALE (DI SERIE)



TERMOREGOLATORE A CONTROLLO REMOTO (OPTIONAL)

Tramite Il termoregolatore digitale è possibile settare le temperatura, azionare la ventilazione interna, accendere le luci, attivare il ciclo di sbrinatorio manuale ed accedere ai parametri che regolano il funzionamento della vetrina. Il termoregolatore a controllo remoto aggiunge la possibilità di collegare la vetrina al WiFi e permette di controllarla tramite l'applicazione Expo ConneX. Un sistema di connessione all'avanguardia consente ai nostri tecnici di fornire assistenza da remoto in qualsiasi parte del mondo il prodotto si trovi.

IMPIANTO A REFRIGERAZIONE CENTRALE BREVETTATO



Rappresenta una rivoluzione nel campo della termodinamica applicata. È il primo frigorifero al mondo con serpentina di evaporazione al centro del vano refrigerato, un perfetto equilibrio termico. L'evaporatore diventa un supporto. Tutte le bottiglie sono poste alla stessa distanza dalla fonte del freddo. Il sistema di condensazione ventilato a pala premente è posizionato all'interno della base.