



**TECNOSERVICE'21 srl**

by Tinti Sergio  
Via Carlo Pisacane, 134  
61032 Fano (PU) Italy  
P.IVA IT0200411413

Tel. +39 0721 805911  
FAX +39 0721 809794  
e-mail: [staff@technochef.it](mailto:staff@technochef.it)  
[www.technochef.it](http://www.technochef.it)  
[www.technochef.eu](http://www.technochef.eu)

Services and Technologies for professional catering since 1973



TECHNOCHEF.IT

CODE	DESCRIPTION	PRICE/DELIVERY
<b>SL-CPS350R</b>	1-door refrigerated display case for Pastry, CURVE Line, with 4 display sides, 6 rotating glass shelves, capacity lt. 360, operating temperature + 4 ° / + 10 ° C, ventilated refrigeration, V.230 / 1, Kw. 0,54, Weight 155 Kg, dim.mm.620x620x1860h	

**PROFESSIONAL DESCRIPTION**

**REFRIGERATED SHOWCASE for PASTRY 1 DOOR, CURVE Line, with 4 DISPLAY SIDES, 6 ROTATING GLASS SHELVES, capacity lt. 360, temperature + 4 ° / + 10 ° C :**

- **external structure in silver anodized aluminum ;**
- showcase built using **insulating double glazing** , compliant with the EN UNI 1279 standard;
- **exposure on 4 sides ;**
- **6 rotating glass shelves Ø 452 ;**
- **capacity lt . 360;**
- **operating temperature + 4 ° / + 10 ° C ;**
- "**sensitive touch** " **control panel with** a unique and exclusive design, the result of a long study of computer science and design;
- **ventilated refrigeration ;**
- **automatic defrost ;**
- **Led lighting as** standard on both sides of the internal compartment;
- lumen / meter: 2 x 1200 lm;
- humidity: 75%;
- **compressors and the touch screen thermostat are of the latest generation**, guaranteeing **high efficiency** and **low absorption** , with considerable advantages for the operating economy;
- **accuracy , solidity** and **technology** are the prerogatives on which the CURVE line is based, an expression of solidity combined with practicality, able to satisfy all types of use, where robustness and reliability come together in the sign of tradition.

**Accessories / Optionals :**

- lock with key
- glass shelf
- support kit for glass and grids
- suction cups kit
- adjustable feet kit
- mirror glass
- additional led
- wooden crate packaging
- finishes and colors: RAL of your choice

**CE mark**

**Made in Italy**

**TECHNICAL CARD**

<b>power supply</b>	Monofase
<b>Volts</b>	V 230/1
<b>frequency (Hz)</b>	50
<b>motor power capacity (Kw)</b>	0,54
<b>net weight (Kg)</b>	155
<b>breadth (mm)</b>	620
<b>depth (mm)</b>	620
<b>height (mm)</b>	1860

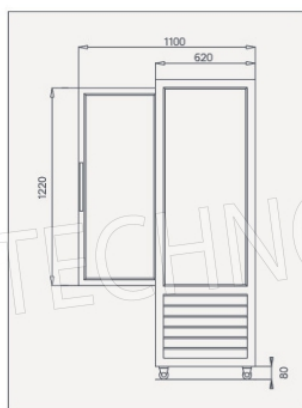
**TECHNICAL CARD**

CODE/PICTURES	DESCRIPTION	PRICE/DELIVERY
<b>SL-KV</b> □	<b>Suction Cups Kit</b> Suction cups kit (N.4)	
<b>SL-KSVG</b> □	<b>Support kit for glass and grids</b> Support kit for glass and grilles (N.4)	
<b>SL-RPV350</b> □	<b>Glass shelf</b> Glass shelf (N.1)	
<b>SL-KP25/80</b> □	<b>Adjustable Feet Kit</b> Adjustable feet kit	
<b>SL-LED</b> □	<b>Additional Led</b> Additional led	
<b>SL-CC25/80</b> □	<b>Key closure</b> Lock with key	
<b>SL-IMLEG25/35</b> □	<b>Wooden case packing</b> Wooden crate packaging	

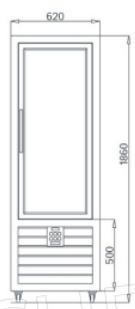
**SL-RAL**



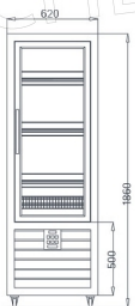
**Finish and Colors**  
Ral of your choice



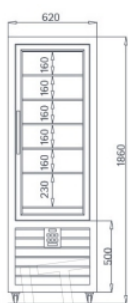
VISTA LATERALE  
Side view / Seitenansicht / Vue latérale



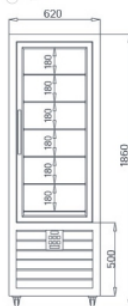
350 V/G



350 CE



350 S



350 R