



**TECNOSERVICE'21 srl**

by Tinti Sergio  
Via Carlo Pisacane, 134  
61032 Fano (PU) Italy  
P.IVA IT0200411413

Tel. +39 0721 805911  
FAX +39 0721 809794  
e-mail: [staff@technochef.it](mailto:staff@technochef.it)  
[www.technochef.it](http://www.technochef.it)  
[www.technochef.eu](http://www.technochef.eu)

Services and Technologies for professional catering since 1973



CODE	DESCRIPTION	PRICE/DELIVERY
<b>BS-G9FR8M-2</b>	GAS GRIDDLE with RIBBED PLATE, BERTOS MAXIMA 900 line, MULTIPAN series, DOUBLE module on OPEN CABINET with 796x667 mm COOKING AREA, INDEPENDENT CONTROLS, thermal power Kw.20,00, Weight 111 Kg, dim.mm.800x900x900h	

#### PROFESSIONAL DESCRIPTION

##### **GAS GRIDDLE with RIBBED PLATE, MAXIMA 900 Line, MULTIPAN Series, DOUBLE module on OPEN CABINET :**

- **worktop and front and side panels in AISI 304 stainless steel ;**
- stainless steel interior;
- **large surface flame tubular burners** for greater uniformity of heat distribution;
- **regulation of the power supplied via continuously operating tap ;**
- **pilot flame and thermocouple safety valve ;**
- **piezoelectric ignition** with rubber protection,
- The **uniform temperature distribution** system guarantees **optimal cooking** without heat dispersion, with consequent advantages in terms of **energy saving** and improvement of the working environment;
- **maximum temperature over 300°C ;**
- full-size, full-size ribbed, **high-thickness satin- finished steel plate** with flush splashguard;
- **two zones with separate controls** for **independent and optimal temperature regulation ;**
- **slightly inclined cooking surface** with large drain hole and conveyor in a special container;
- **cooking area measuring 796 x 667 mm ;**
- **large compartment completely in steel ;**
- **2 year warranty .**

##### **Accessories/Options :**

- ridged spatula for Fry Top
- oval teflon cap
- 2 doors per compartment

**CE mark**  
**Made in Italy**

#### TECHNICAL CARD

Thermal input (Kw)	20,00
net weight (Kg)	111
breadth (mm)	800
depth (mm)	900
height (mm)	900







MAXIMA 900

cm<sup>2</sup>


cm<sup>2</sup> 5.300 (mm 796 x 667)




TOT.	kW	20
	kcal/h	17.197
	Btu/h	68.243

	G30/G31	kg/h	1,58
	G20	m <sup>3</sup> /h	2,12
	G25	m <sup>3</sup> /h	2,46

kg	Kg	111
----	----	-----





MAXIMA 900

