



TECNOSERVICE'21 srl

by Tinti Sergio
Via Carlo Pisacane, 134
61032 Fano (PU) Italy
P.IVA IT0200411413

Tel. +39 0721 805911
FAX +39 0721 809794
e-mail: staff@technochef.it
www.technochef.it
www.technochef.eu

Services and Technologies for professional catering since 1973



CODE	DESCRIPTION	PRICE/DELIVERY
ZU-MINIROTORFAN40X60E	ELECTRIC ROTARY OVEN for BREAD AND PASTRY, capacity 15/18 trays measuring 400x600 mm, V.400/3, Kw.23.5, Weight 650 Kg, dim.mm.980x1500x2020h	
PROFESSIONAL DESCRIPTION		

ELECTRIC ROTARY OVEN for BREAD PASTRY, capacity 15 or 18 400x600 mm TRAYS:

- **suitable for both bread-making and pastry-making** workshops;
- **compact** but with **notable production capacity** ;
- particularly narrow structure in width (service compartment located on the rear part of the oven);
- **external cladding in pre-painted sheet metal** ;
- **cooking chamber , front and door in stainless steel** ;
- **base in 30/10 stainless steel** ;
- **double glazed door** ;
- **motorized extractor hood** ;
- **new high efficiency and totally removable combustion chamber** ;
- **new enhanced humidifier** , easy to access and totally removable;
- **manual valve for releasing excess steam** ;
- **REMOVABLE cooking trolley (not included)** : The particular coupling system, in addition to guaranteeing a solid anchoring of the trolley during the cooking phases, can be easily unlocked in order to allow the removal of the trolley from the oven, the possibility of extracting the trolley allows you to speed up product loading/unloading operations and facilitate internal cleaning of the oven;
- **electromechanical control panel** : electromechanical button controls and instrumentation; given the use of directly controlled instruments, the use of this type of panel is particularly simple and immediate;
- door hinges on the right .

Construction features

- larger size (means the minimum space necessary for the passage of the disassembled oven): 980x875 mm
- maximum carriage width (space between the carriage and the sides of the door frame: 40 mm): 450 mm
- maximum diagonal of the trolley (space between the trolley and the chamber walls: 30 mm): 740 mm
- maximum trolley load 70 kg

Technical features

- cooking surface 3.6 m²
- **capacity 15 or 18 400x600 mm trays, depending on the type of trolley you choose**
- hourly production 50 kg
- maximum operating temperature 300 °C
- minimum room height 270 cm
- temperature rise gradient (with empty oven) °C/min 12
- temperature rise gradient (with oven fully loaded) °C/min 6

Fan characteristics

- Fan air flow rate (Mod. ECB 260): m³/min 14÷32
- ventilation motor power (1400 rpm - Mod. H80A4VE/B5): hp (kw) 0.75 (0.55)

Steam extractor features

- extractor air flow (Mod. R2E 225 RA92-09): m³/min 8÷20
- suction motor power: 0.15 kw
- steam outlet chimney diameter: 150 mm

Humidifier features

- humidification interval (with the oven at a temperature of 250 °C): min 20
- inlet water pressure: 1.5 bar;
- water inlet pipe diameter inch 1/2 "
- water drain pipe diameter inch 1"

Consumption

- average daily consumption (indicative value and calculated on at least 8 hours of operation): Kg/h 1.4 ÷ 2.2

Accessories/Options :

- **extractable tray trolley , for 15 400x600 mm trays** (not included), **97 mm pitch** , with 20 mm square tubular stainless steel structure, heat-resistant swivel wheels Ø 80 mm and totally removable structure.
- **extractable tray trolley , for 18 400x600 mm trays** (not included), **80 mm pitch** , with 20 mm square tubular stainless steel structure, heat-resistant swivel wheels Ø 80 mm and totally removable structure.
- cell.

CE mark**Made in Italy****TECHNICAL CARD**

power supply	Trifase
Volts	V 400/3
frequency (Hz)	50
motor power capacity (Kw)	23,5
net weight (Kg)	650
breadth (mm)	980

depth (mm) 1500

height (mm) 2020

TECHNICAL CARD

CODE/PICTURES

DESCRIPTION

PRICE/DELIVERY

ZU-CAR15TM40X60



TECHNOCHEF - Extractable trolley for 15 TRAYS of 40X60, Mod.CAR15TM40X60

Pull-out tray trolley, capacity 15 Trays 400x600 mm, pitch mm 97, dim.mm.450x650x1620h

ZU-CAR18TM40X60



TECHNOCHEF - Extractable trolley for 18 TRAYS of 40X60, Mod.CAR18TM40X60

Pull-out tray trolley, capacity 18 400x600 mm trays, 80 mm pitch, dim.mm.450x650x1620h



Maniglia porta con impugnatura in bachelite nera termo-refrattaria



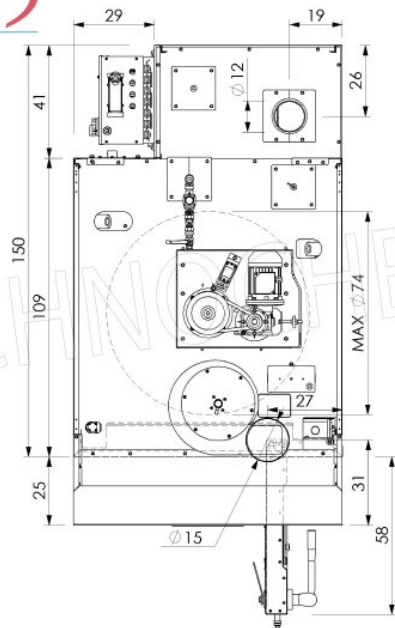
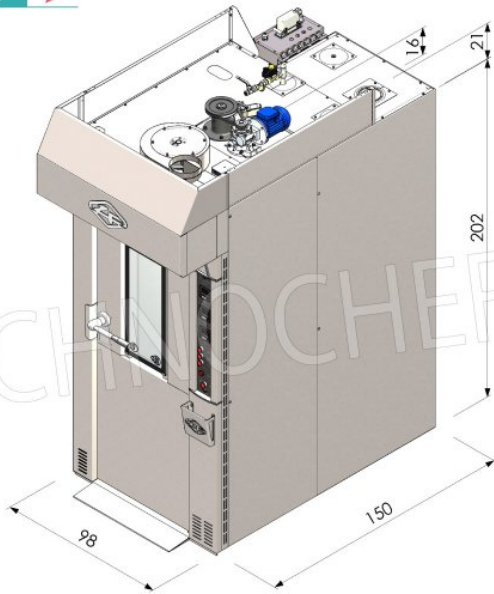


Porta robusta e di notevole spessore

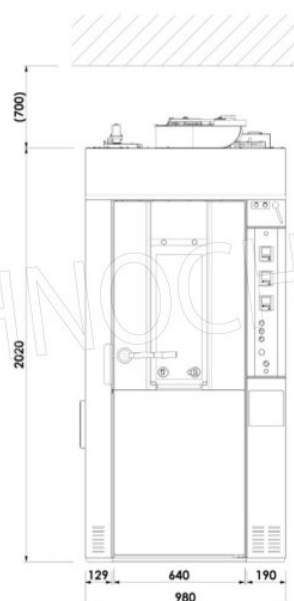


Doppio vetro per un maggior isolamento termico

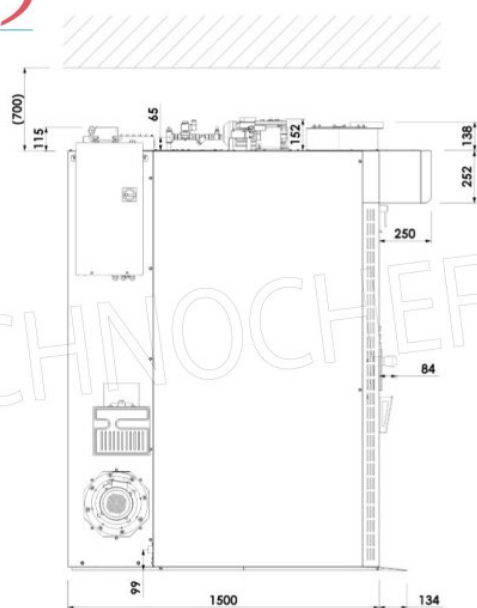




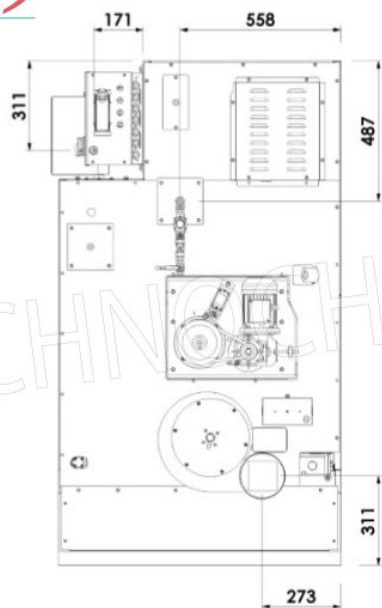
VISTA FRONTALE



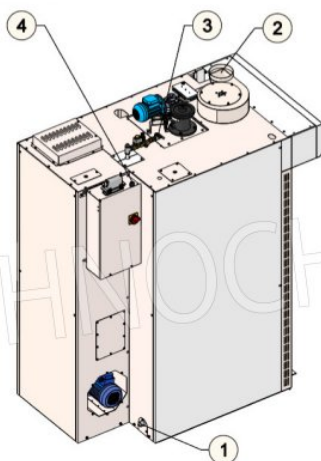
VISTA LATERALE



VISTA SUPERIORE



SCHEMA ALLACCIAMENTI

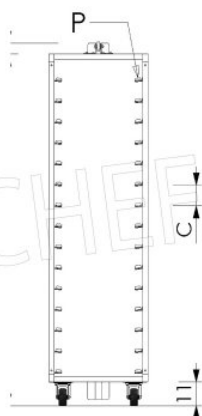
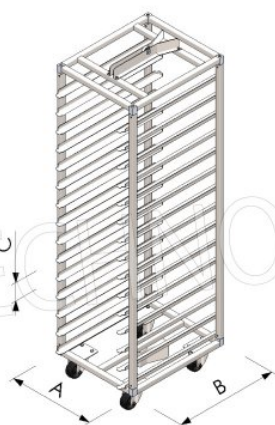


1	Scarico eccedenza acqua	Ø 1"
2	Tubazione scarico vaponi	Ø 150 mm
3	Alimentazione acqua umidificatore	Ø 1/2"
4	Arrivo energia elettrica	23,5 kW



Carrello porta-teglie estraibile per forno rotativo

OPTIONAL CARRELLO



A	cm	45
B	cm	65
H	cm	162