



PROFESSIONAL DESCRIPTION

BOXED CENTRIFUGAL VACUUM CLEANERS with STAINLESS STEEL PANELS, TRANSMISSION version with BELTS and PULLEYS, 1 SPEED, COMPLETE RANGE with max flow rate from 2,000 to 15,000 m³/cubic/hour:

- **double intake centrifugal boxed fan with motor directly coupled to the impeller** (forward blades), **by means of pulleys and belts** ;
- centrifugal fan built with sturdy hot-dip galvanized steel and mounted on rubber cushioned feet;
- **1 speed** ;
- **aluminum profile frame**;
- **sandwich paneling in galvanized sheet metal on the inside and stainless steel on the outside** ;
- double panel.

NOTE:

On request and for limited powers it is possible to install single-phase MOTORS V. 230/1.

CE mark
Made in Italy

AVAILABLE MODELS

TCF475-000620



Boxed centrifugal aspirator, belt drive, max flow rate 2,000 m³/h, V.380/3

BOXED FAN WITH CENTRIFUGAL TRANSMISSION FAN with BELTS and PULLEYS, STAINLESS STEEL panels, max flow rate 2,000 m³/cubic/hour, 1440 rpm, 1 speed, db 65, V.380/3, Kw.0,55, Weight 39 Kg, dim .mm.800x600x600h

Delivery from 8 to 15 days

TCF475-000630



Boxed centrifugal aspirator, belt drive, max flow rate 2,500 m³/h, V.380/3

BOXED FAN WITH CENTRIFUGAL TRANSMISSION FAN with BELTS and PULLEYS, STAINLESS STEEL panels, max flow rate 2,500 m³/cubic/hour, 1450 rpm, 1 speed, db 67, V.380/3, Kw.0,75, Weight 40 Kg, dim .mm.800x600x600h

Delivery from 8 to 15 days

TCF475-000610



Boxed centrifugal aspirator, belt transmission, max flow rate 2.000 m³/h, V.380/3
BOXED ASPIRATOR with 1-speed CENTRIFUGAL FAN, TRANSMISSION with BELTS and PULLEYS, STAINLESS STEEL panels, max flow rate 1.500 m³/cubic/hour, 1300 rpm, db 62, V.380/3, Kw.0,55, Weight 38 Kg, dim .mm.600x800x600

Delivery from 8 to 15 days

TCF475-000650



Boxed centrifugal aspirator, belt drive, max flow rate 3,500 m³/h, V.380/3
BOXED FAN WITH CENTRIFUGAL TRANSMISSION FAN with BELTS and PULLEYS, STAINLESS STEEL panels, max flow rate 3,500 m³/cubic/hour, 1430 rpm, 1 speed, db 69, V.380/3, Kw.1,5, Weight 58 Kg, dim .mm.800x620x620h

Delivery from 8 to 15 days

TCF475-000640



Boxed centrifugal aspirator, belt transmission, max flow rate 3.000 m³/h, V.380/3
BOXED ASPIRATOR with TRANSMISSION CENTRIFUGAL FAN with BELTS and PULLEYS, STAINLESS STEEL panels, max flow rate 3.000 m³/cubic/hour, 1500 rpm, 1 speed, db 68, V.380/3, Kw.0,75, Weight 40 Kg, dim .mm.800x600x600h

Delivery from 8 to 15 days

TCF475-000660



Boxed centrifugal aspirator, belt drive, max flow rate 3,500 m³/h, V.380/3
BOXED FAN WITH CENTRIFUGAL TRANSMISSION FAN with BELTS and PULLEYS, STAINLESS STEEL panels, max flow rate 3,500 m³/cubic/hour, 1700 rpm, 1 speed, db 69, V.380/3, Kw.1,5, Weight 58 Kg, dim .mm.800x620x620h

Delivery from 8 to 15 days

TCF475-000690



Boxed centrifugal aspirator, belt transmission, max flow rate 3.500 m³/h, V.380/3
BOXED ASPIRATOR with TRANSMISSION CENTRIFUGAL FAN with BELTS and PULLEYS, STAINLESS STEEL panels, max flow rate 3.500 m³/cubic/hour, 1260 rpm, 1 speed, db 67, V.380/3, Kw.1,1, Weight 47 Kg, dim .mm.800x620x620h

Delivery from 8 to 15 days

TCF475-000700



Boxed centrifugal aspirator, belt transmission, max flow rate 4.000 m³/h, V.380/3
BOXED ASPIRATOR with TRANSMISSION CENTRIFUGAL FAN with BELTS and PULLEYS, STAINLESS STEEL panels, max flow rate 4,000 m³/cubic/hour, 1240 rpm, 1 speed, db 68, V.380/3, Kw.1,1, Weight 47 Kg, dim .mm.800x620x620h

Delivery from 8 to 15 days

TCF475-000710



Boxed centrifugal aspirator, belt transmission, max flow rate 4.500 m³/h, V.380/3
BOXED ASPIRATOR with TRANSMISSION CENTRIFUGAL FAN with BELTS and PULLEYS, INOX panels, max flow rate 4.500 m³/cubic/hour, 1290 rpm, 1 speed, db 70, V.380/3, Kw.1,5, Weight 59 Kg, dim .mm.800x620x620h

Delivery from 8 to 15 days

TCF475-000670



Boxed centrifugal aspirator, belt transmission, max flow rate 4.000 m³/h, V.380/3
BOXED ASPIRATOR with TRANSMISSION CENTRIFUGAL FAN with BELTS and PULLEYS, STAINLESS STEEL panels, max flow rate 4,000 m³/cubic/hour, 1450 rpm, 1 speed, db 72, V.380/3, Kw.1,5, Weight 58Kg, dim .mm.800x620x620h

Delivery from 8 to 15 days

TCF475-000680



Boxed centrifugal aspirator, belt transmission, max flow rate 4.000 m³/h, V.380/3
BOXED ASPIRATOR with TRANSMISSION CENTRIFUGAL FAN with BELTS and PULLEYS, STAINLESS STEEL panels, max flow rate 4,000 m³/cubic/hour, 1600 rpm, 1 speed, db 72, V.380/3, Kw.1,5, Weight 58 Kg, dim .mm.800x620x620h

Delivery from 8 to 15 days

TCF475-000720



Boxed centrifugal aspirator, belt transmission, max flow rate 5.000 m³/h, V.380/3
BOXED ASPIRATOR with TRANSMISSION CENTRIFUGAL FAN with BELTS and PULLEYS, STAINLESS STEEL panels, max flow rate 5,000 m³/cubic/hour, 1200 rpm, 1 speed, db 68, V.380/3, Kw.1,5, Weight 84 Kg, dim .mm.900x750x750h

Delivery from 8 to 15 days

TCF475-000760



Boxed centrifugal aspirator, belt transmission, max flow rate 5.000 m³/h, V.380/3
BOXED ASPIRATOR with TRANSMISSION CENTRIFUGAL FAN with BELTS and PULLEYS, STAINLESS STEEL panels, max flow rate 5,000 m³/cubic/hour, 1040 rpm, 1 speed, db 66, V.380/3, Kw.1,5, Weight 85 Kg, dim .mm.900x750x750h

Delivery from 8 to 15 days

TCF475-000770



Boxed centrifugal aspirator, belt transmission, max flow rate 6.000 m³/h, V.380/3
BOXED ASPIRATOR with TRANSMISSION CENTRIFUGAL FAN with BELTS and PULLEYS, STAINLESS STEEL panels, max flow rate 6,000 m³/cubic/hour, 1000 rpm, 1 speed, db 68, V.380/3, Kw.1,5, Weight 85 Kg, dim .mm.900x750x750h

Delivery from 8 to 15 days

TCF475-000730



Boxed centrifugal aspirator, belt transmission, max flow rate 5.000 m³/h, V.380/3
BOXED ASPIRATOR with TRANSMISSION CENTRIFUGAL FAN with BELTS and PULLEYS, STAINLESS STEEL panels, max flow rate 5,000 m³/cubic/hour, 1250 rpm, 1 speed, db 68, V.380/3, Kw.1,5, Weight 84 Kg, dim .mm.900x750x750h

Delivery from 8 to 15 days

TCF475-000740



Boxed centrifugal aspirator, belt transmission, max flow rate 6.000 m³/h, V.380/3
BOXED ASPIRATOR with TRANSMISSION CENTRIFUGAL FAN with BELTS and PULLEYS, STAINLESS STEEL panels, max flow rate 6,000 m³/cubic/hour, 1150 rpm, 1 speed, db 70, V.380/3, Kw.2,2, Weight 85 Kg, dim .mm.900x750x750h

Delivery from 8 to 15 days

TCF475-000780



Boxed centrifugal aspirator, belt transmission, max flow rate 7.000 m³/h, V.380/3
BOXED ASPIRATOR with TRANSMISSION CENTRIFUGAL FAN with BELTS and PULLEYS, STAINLESS STEEL panels, max flow rate 7,000 m³/cubic/hour, 1050 rpm, 1 speed, db 69, V.380/3, Kw.2,2, Weight 86 Kg, dim .mm.900x750x750h

Delivery from 8 to 15 days

TCF475-000750



Boxed centrifugal aspirator, belt transmission, max flow rate 6.000 m³/h, V.380/3
BOXED ASPIRATOR with TRANSMISSION CENTRIFUGAL FAN with BELTS and PULLEYS, STAINLESS STEEL panels, max flow rate 6,000 m³/cubic/hour, 1200 rpm, 1 speed, db 70, V.380/3, Kw.2,2, Weight 85Kg, dim .mm.900x750x750h

Delivery from 8 to 15 days

TCF475-000790



Boxed centrifugal aspirator, belt transmission, max flow rate 7.000 m³/h, V.380/3
BOXED ASPIRATOR with TRANSMISSION CENTRIFUGAL FAN with BELTS and PULLEYS, INOX panels, max flow rate 7.000 m³/cubic/hour, 1000 rpm, 1 speed, db 72, V.380/3, Kw.2,2, Weight 111 Kg, dim .mm.1000x900x900h

Delivery from 8 to 15 days

TCF475-000830



Boxed centrifugal aspirator, belt transmission, max flow rate 8.000 m³/h, V.380/3
BOXED ASPIRATOR with TRANSMISSION CENTRIFUGAL FAN with BELTS and PULLEYS, STAINLESS STEEL panels, max flow rate 8,000 m³/cubic/hour, 830 rpm, 1 speed, db 68, V.380/3, Kw.2,2, Weight 112 Kg, dim .mm.1000x900x900h

Delivery from 8 to 15 days

TCF475-000840



Boxed centrifugal aspirator, belt transmission, max flow rate 9.000 m³/h, V.380/3
BOXED ASPIRATOR with TRANSMISSION CENTRIFUGAL FAN with BELTS and PULLEYS, STAINLESS STEEL panels, max flow rate 9,000 m³/cubic/hour, 810 rpm, 1 speed, db 69, V.380/3, Kw.2,2, Weight 112 Kg, dim .mm.1000x900x900h

Delivery from 8 to 15 days

TCF475-000800



Boxed centrifugal aspirator, belt transmission, max flow rate 7.000 m³/h, V.380/3
BOXED ASPIRATOR with TRANSMISSION CENTRIFUGAL FAN with BELTS and PULLEYS, STAINLESS STEEL panels, max flow rate 7,000 m³/cubic/hour, rpm 1140, 1 speed, db 74, V.380/3, Kw.3,00, Weight 112 Kg, dim .mm.1000x900x900h

Delivery from 8 to 15 days

TCF475-000810



Boxed centrifugal aspirator, belt transmission, max flow rate 8.000 m³/h, V.380/3
BOXED ASPIRATOR with TRANSMISSION CENTRIFUGAL FAN with BELTS and PULLEYS, STAINLESS STEEL panels, max flow rate 8,000 m³/cubic/hour, 1000 rpm, 1 speed, db 73, V.380/3, Kw.3,00, Weight 112 Kg, dim .mm.1000x900x900h

Delivery from 8 to 15 days

TCF475-000820



Boxed centrifugal aspirator, belt transmission, max flow rate 8.000 m³/h, V.380/3
BOXED ASPIRATOR with TRANSMISSION CENTRIFUGAL FAN with BELTS and PULLEYS, STAINLESS STEEL panels, max flow rate 8.000 m³/cubic/hour, 1100 rpm, 1 speed, db 75, V.380/3, Kw.3,00, Weight 112 Kg, dim .mm.1000x900x900h

Delivery from 8 to 15 days

TCF475-000850



Boxed centrifugal aspirator, belt transmission, max flow rate 10.000 m³/h, V.380/3
BOXED ASPIRATOR with TRANSMISSION CENTRIFUGAL FAN with BELTS and PULLEYS, STAINLESS STEEL panels, max flow rate 10,000 m³/cubic/hour, 800 rpm, 1 speed, db 69, V.380/3, Kw.3,00, Weight 113 Kg, dim .mm.1000x900x900h

Delivery from 8 to 15 days

TCF475-000900



Boxed centrifugal aspirator, belt transmission, max flow rate 11.000 m³/h, V.380/3
BOXED ASPIRATOR with TRANSMISSION CENTRIFUGAL FAN with BELTS and PULLEYS, STAINLESS STEEL panels, max flow rate 11,000 m³/cubic/hour, 770 rpm, 1 speed, db 69, V.380/3, Kw.3.00, Weight 116 Kg, dim .mm.1200x1000x1000h

Delivery from 8 to 15 days

TCF475-000860



Boxed centrifugal aspirator, belt transmission, max flow rate 10.000 m³/h, V.380/3

BOXED ASPIRATOR with TRANSMISSION CENTRIFUGAL FAN with BELTS and PULLEYS, STAINLESS STEEL panels, max flow rate 10,000 m³/cubic/hour, 800 rpm, 1 speed, db 74, V.380/3, Kw.3.00, Weight 115 Kg, dim .mm.1200x1000x1000h

Delivery from 8 to 15 days

TCF475-000910



Boxed centrifugal aspirator, belt transmission, max flow rate 13.000 m³/h, V.380/3

BOXED ASPIRATOR with TRANSMISSION CENTRIFUGAL FAN with BELTS and PULLEYS, INOX panels, max flow rate 13,000 m³/cubic/hour, 730 rpm, 1 speed, db 70, V.380/3, Kw.3,00, Weight 116 Kg, dim .mm.1200x1000x1000h

Delivery from 8 to 15 days

TCF475-000920



Boxed centrifugal aspirator, belt transmission, max flow rate 15.000 m³/h, V.380/3

BOXED ASPIRATOR with TRANSMISSION CENTRIFUGAL FAN with BELTS and PULLEYS, INOX panels, max flow rate 15,000 m³/cubic/hour, 700 rpm, 1 speed, db 73, V.380/3, Kw.4,00, Weight 117 Kg, dim .mm.1200x1000x1000h

Delivery from 8 to 15 days

TCF475-000890



Boxed centrifugal aspirator, belt transmission, max flow rate 12.000 m³/h, V.380/3

BOXED ASPIRATOR with TRANSMISSION CENTRIFUGAL FAN with BELTS and PULLEYS, STAINLESS STEEL panels, max flow rate 12,000 m³/cubic/hour, 870 rpm, 1 speed, db 78, V.380/3, Kw.4,00, Weight 116 Kg, dim .mm.1200x1000x1000h

Delivery from 8 to 15 days

TCF475-000880



Boxed centrifugal aspirator, belt transmission, max flow rate 12.000 m³/h, V.380/3

BOXED ASPIRATOR with TRANSMISSION CENTRIFUGAL FAN with BELTS and PULLEYS, STAINLESS STEEL panels, max flow rate 12,000 m³/cubic/hour, 780 rpm, 1 speed, db 76, V.380/3, Kw.4,00, Weight 116 Kg, dim .mm.1200x1000x1000h

Delivery from 8 to 15 days

TCF475-000870

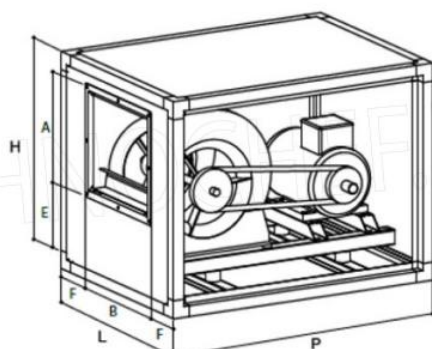
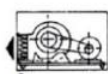
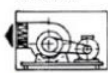


Boxed centrifugal aspirator, belt transmission, max flow rate 10.000 m³/h, V.380/3

BOXED ASPIRATOR with TRANSMISSION CENTRIFUGAL FAN with BELTS and PULLEYS, STAINLESS STEEL panels, max flow rate 10,000 m³/cubic/hour, 900 rpm, 1 speed, db 77, V.380/3, Kw.4,00, Weight 116 Kg, dim .mm.1200x1000x1000h

Delivery from 8 to 15 days

Serie ECT
posizione 1
standard



Pannello ispezione
lato motore ID (standard)



Modello / Model	n°m	HGT	d8	rpm	kW	L mm	P mm	H mm	A mm	B mm	E mm	F mm	Kg
ECT 9/9 A1	2000	30	62	1300	0,37	800	800	600	275	310	248	145	39
ECT 9/9 A2	2000	40	65	1440	0,55	800	800	600	275	310	248	145	39
ECT 9/9 B1	2500	30	62	1260	0,55	800	800	600	275	310	248	145	39
ECT 9/9 B2	2500	40	67	1450	0,75	800	800	600	275	310	248	145	40
ECT 9/9 C1	3000	30	62	1260	0,55	800	800	600	275	310	248	145	40
ECT 9/9 C2	3000	40	68	1500	0,75	800	800	600	275	310	248	145	40
ECT 10/8 A1	3500	50	69	1430	1,5	820	800	620	300	276	258	172	58
ECT 10/8 A2	3500	60	69	1700	1,5	820	800	620	300	276	258	172	58
ECT 10/8 B1	4000	50	72	1450	1,5	820	800	620	300	276	258	172	58
ECT 10/8 B2	4000	60	72	1600	1,5	820	800	620	300	276	258	172	58
ECT 10/10 A1	3500	60	67	1090	0,75	820	800	620	300	276	258	172	58
ECT 10/10 A2	3500	40	67	1260	1,1	820	800	620	300	340	258	140	47
ECT 10/10 B1	4000	30	65	1080	1,1	820	800	620	300	340	258	140	47
ECT 10/10 B2	4000	40	68	1240	1,1	820	800	620	300	340	258	140	47
ECT 10/10 C1	4000	30	68	1060	1,1	820	800	620	300	340	258	140	47
ECT 10/10 C2	4000	40	70	1290	1,5	820	800	620	300	340	258	140	47
ECT 12/9 A1	5000	50	70	1200	1,5	750	750	355	325	320	290	215	84
ECT 12/9 A2	5000	60	68	1250	1,5	750	750	355	325	320	290	215	84
ECT 12/9 B1	6000	50	70	1150	2,2	750	750	355	355	320	290	215	85
ECT 12/9 B2	6000	60	70	1200	2,2	750	750	355	355	320	290	215	85
ECT 12/12 A1	8000	30	62	850	1,1	750	750	355	410	296	170	83	
ECT 12/12 A2	8000	40	65	1040	1,5	750	750	355	410	296	170	83	
ECT 12/12 B1	8000	30	65	830	1,1	750	750	355	410	296	170	83	
ECT 12/12 B2	8000	40	68	1000	1,5	750	750	355	410	296	170	83	
ECT 12/12 C1	7000	30	67	820	1,1	750	750	355	410	296	170	83	
ECT 12/12 C2	7000	40	69	1050	2,2	750	750	355	410	296	170	86	
ECT 15/11 A1	7000	72	72	1000	3,3	900	1000	900	414	384	349	258	112
ECT 15/11 A2	8000	60	73	1000	3,3	900	1000	900	414	384	349	258	112
ECT 15/11 B1	8000	70	73	1000	3	900	1000	900	414	384	349	258	112
ECT 15/11 B2	8000	80	75	1100	3	900	1000	900	414	384	349	258	112
ECT 15/15 A1	8000	30	63	700	1,5	900	1000	900	414	484	349	208	110
ECT 15/15 A2	8000	40	68	830	2,2	900	1000	900	414	484	349	208	112
ECT 15/15 B1	8000	50	69	820	1,5	900	1000	900	414	484	349	208	112
ECT 15/15 B2	8000	60	69	810	2,2	900	1000	900	414	484	349	208	112
ECT 15/15 C1	10000	30	68	700	2,2	900	1000	900	414	484	349	208	112
ECT 15/15 C2	10000	40	69	800	3	900	1000	900	414	484	349	208	113
ECT 18/13 A1	10000	50	74	800	3	1000	1200	1000	492	438	423	281	115
ECT 18/13 A2	10000	60	77	900	4	1000	1200	1000	492	438	423	281	116
ECT 18/13 B1	7000	70	73	1000	3	1000	1200	1000	492	438	423	281	115
ECT 18/13 B2	11000	78	870	4	1000	1200	1000	1000	492	438	423	281	116
ECT 18/18 A1	12000	30	67	640	2,2	1000	1200	1000	492	570	423	215	110
ECT 18/18 A2	11000	40	69	770	3	1000	1200	1000	492	570	423	215	115
ECT 18/18 B1	13000	30	68	620	2,2	1000	1200	1000	492	570	423	215	115
ECT 18/18 B2	12000	40	70	730	3	1000	1200	1000	492	570	423	215	116
ECT 18/18 C1	15000	30	69	600	3	1000	1200	1000	492	570	423	215	116
ECT 18/18 C2	15000	40	73	700	4	1000	1200	1000	492	570	423	215	116