



TECNOSERVICE'21 srl

by Tinti Sergio
Via Carlo Pisacane, 134
61032 Fano (PU) Italy
P.IVA IT0200411413

Tel. +39 0721 805911
FAX +39 0721 809794
e-mail: staff@technochef.it
www.technochef.it
www.technochef.eu

Services and Technologies for professional catering since 1973



CODE	DESCRIPTION	PRICE/DELIVERY
TCF055-0110	GLASS-CUP WASHER Bar with QUADRO rack 350x350 mm, DIGITAL controls, 3 washing cycles of 20-30-240 racks/hour, max glass height 250 mm, with RINSE AID and DETERGENT dispenser Tank, V.230/1, Kw.3, 2, Weight 30 Kg, dim.mm.440x497x640h.	Delivery from 8 to 15 days
PROFESSIONAL DESCRIPTION		

GLASSWASHER with 350x350 mm SQUARE or Round basket with Special SUPPORT, output 40-30-20 baskets/hour, DIGITAL controls:

- **wash and rinse arms** in **AISI 304 stainless steel** , easy to inspect;
- **fully molded self-cleaning tank** to facilitate the outflow of impurities;
- **multi-chromatic electronic control panel** which allows you to view the different operating stages of the dishwasher;
- **soft start of the washing pump** to prevent lighter objects from tipping over due to the initial surge of the pump;
- **Thermostop system** to ensure rinsing at the right temperature for correct sanitization of the item to be washed;
- **leak-proof roof** ;
- **ease of maintenance** : the most sensitive components have been positioned on the front of the machine (solenoid valve, thermostats, resistances, dispensers, pump, etc.);
- **self-cleaning cycle** of the tank at the end of the day;
- **control panel removable** from the front;
- **drain pump predisposition** ;
- **built-in electric rinse aid and tank detergent dispensers** , adjustable from the control panel;
- **standard non-return valve** ;
- single wall bodywork;
- double-walled door;
- **3 washing cycles of 90/120/180 sec + continuous cycle** ;
- **hourly productivity: 40-30-20 baskets/hour** ;
- **useful washing height: 250 mm** ;
- water consumption per cycle 2 litres;
- tank capacity: 10 l;
- boiler capacity: 3 l;
- **washing pump power Kw.0,2** ;
- tank resistance: Kw.2,4;
- boiler resistance: Kw.3,00;
- dim.mm.440x497/788x640h.
-
- **NOTE:**
By ordering L' **Apposito SUPPORT** , it is possible to use the **round baskets with a diameter of 350 mm**

Included :

- 2 Glass Baskets 350 x 350 mm,
- 1 Spoon holder basket,
- 1 saucer rack,
- 1 Water Inlet Hose (2 m long),
- 1 Drain Hose (2.5 m long).

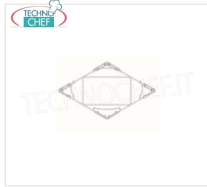
Accessories/Options :

- **Round basket support 350x350 mm,**
- **ROUND basket diam.35**
- Drain pump kit,

CE mark
Made in Italy

TECHNICAL CARD		
	power supply	Monofase
	Volts	V 230/1
	frequency (Hz)	50
	motor power capacity (Kw)	3,2
	net weight (Kg)	30
	gross weight (Kg)	38
	breadth (mm)	440
	depth (mm)	497
	height (mm)	640
TECHNICAL CARD		
CODE/PICTURES	DESCRIPTION	PRICE/DELIVERY

TCF055-0170



Round Basket Support
Round basket support diam.35 cm

Delivery from 4 to 9 days

TCF055-0160



Square Basket 35x35
Square basket 35x35 cm

Delivery from 4 to 9 days

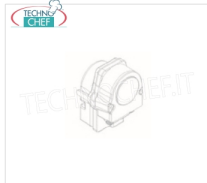
TCF055-0150



Round Basket
Round basket diam.35 cm

Delivery from 4 to 9 days

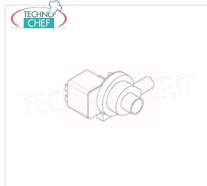
TCF055-0480



Detergent dosing kit
Detergent dosing kit

Delivery from 4 to 9 days

TCF055-0485



Drain Pump Kit
Underbase drain pump kit

Delivery from 4 to 9 days