



TECNOSERVICE'21 srl

by Tinti Sergio
Via Carlo Pisacane, 134
61032 Fano (PU) Italy
P.IVA IT0200411413

Tel. +39 0721 805911
FAX +39 0721 809794
e-mail: staff@technochef.it
www.technochef.it
www.technochef.eu

Services and Technologies for professional catering since 1973



CODE	DESCRIPTION	PRICE/DELIVERY
TCF055-0300	GLASS WASHER-WASHING MACHINE Bar SQUARE basket 400x400 mm, ELECTROMECHANICAL controls, 1 cycle of 120 sec, 30 baskets / hour, max glass height 300 mm, RINSE AID dispenser, V.230 / 1, Kw. 3,2, Weight 37 Kg, dim.mm.455x550x700h.	Delivery from 8 to 15 days
PROFESSIONAL DESCRIPTION		

GLASS WASHER with SQUARE basket 400x400 mm or Round 400 mm diameter with Special Support, output 30 baskets / hour, ELECTROMECHANICAL controls :

- **wash and rinse arms** in **AISI 304 stainless steel** , easy to inspect;
- **completely molded self-cleaning tank** to facilitate the flow of impurities;
- **basket supports printed** to facilitate cleaning of the machine as well as for greater ergonomics;
- **Thermostop system** to ensure rinsing at the right temperature for proper sanitization of the object to be washed;
- **anti-drip roof** ;
- **control panel** removable from the front;
- **ease of maintenance** : the most sensitive components have been positioned on the front of the machine (solenoid valve, thermostats, resistors, dispensers, pump, etc.);
- **predisposition drain pump** ;
- **standard rinse aid dispenser** ;
- **non-return valve as standard** ;
- **partial double-walled bodywork** , which guarantees a 25% reduction in heat loss;
- double-skinned door;
- **n. 1 wash cycle of 120 seconds** ;
- **hourly productivity: 30 baskets / hour** ;
- **useful washing height: 300 mm** ;
- water consumption per cycle 2 lt;
- tank capacity: 12 lt;
- boiler capacity: 3 lt;
- **washing pump power Kw.0,2** ;
- tank resistance: Kw.2,4;
- boiler resistance: Kw.3.00;
- dim.mm.455x550 / 891x700h.

- **NOTE**
- By ordering the **special SUPPORT** it is possible to use the **round baskets with a diameter of 40 cm**

- Included :**
- 2 Baskets for Glasses 400 x 400 mm,
 - 1 Spoon holder basket,
 - 1 saucer rack,
 - 1 Water Inlet Hose (length 2 meters),
 - 1 drain hose (length 2.5 meters).


Accessories / Optional :

- 40x40 cm **round basket support** ,
- **ROUND basket diam. 400 mm**
- .Detergent dispenser kit,
- Drain Pump Kit,

CE mark
Made in Italy

TECHNICAL CARD		
	power supply	Monofase
	Volts	V 230/1
	frequency (Hz)	50
	motor power capacity (Kw)	3,2
	net weight (Kg)	37
	gross weight (Kg)	44
	breadth (mm)	455
	depth (mm)	550
	height (mm)	700
TECHNICAL CARD		
CODE/PICTURES	DESCRIPTION	PRICE/DELIVERY

TCF055-0370



Round Basket Support
Round basket support diam.40 cm

Delivery from 4 to 9 days

TCF055-0360



40x40 Square Basket
Square basket 40x40 cm

Delivery from 4 to 9 days

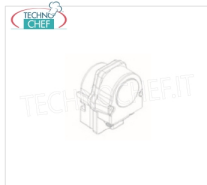
TCF055-0350



Round Basket Ø 40
Round basket diam.40 cm

Delivery from 4 to 9 days

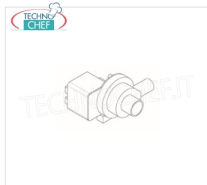
TCF055-0480



Detergent dosing kit
Detergent dosing kit

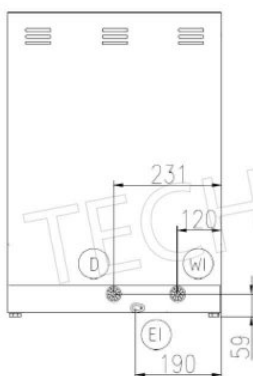
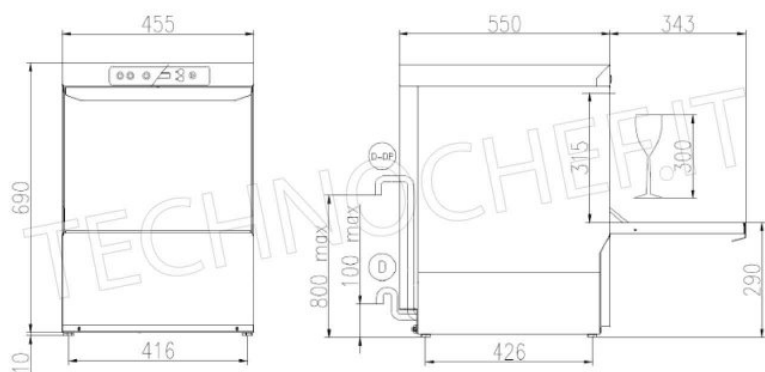
Delivery from 4 to 9 days

TCF055-0485



Drain Pump Kit
Underbase drain pump kit

Delivery from 4 to 9 days



- (E)** CAVO DI ALIMENTAZIONE
POWER CORD SUPPLY
CABLE D'ALIMENTATION
CABLE DE ALIMENTACION
- (W)** CANNA DI CARICO G 3/4" L=2000 mm
G 3/4" INLET HOSE L=2000 mm
TUBAU D'ALIMENTATION G-3/4" L=2000 mm
TUBO DE ALIMENTACION G 3/4" L=2009 mm
- (D)** TUBO DI SCARICO Ø 29 mm L=2500 mm
DRAIN HOSE Ø 29 mm L=2500 mm
ROYAU DE VIDANGE Ø 29 mm L=2500 mm
TUBO DE DESAGUE Ø 29 mm L=2500 mm
- (D-DP)** TUBO DI SCARICO Ø 29 mm L=2500 mm (CON POMPA SCARICO)
DRAIN HOSE Ø 29 mm L=2500 mm (WITH DRAIN PUMP)
TUBAU DE VIDANGE Ø 29 mm L=2500 mm (AVEC POMPE DE VIDANGE)
TUBO DE DESAGUE Ø 29 mm L=2500 mm (CON POMPA DE DESAGUE)