



TECNOSERVICE'21 srl

by Tinti Sergio
Via Carlo Pisacane, 134
61032 Fano (PU) Italy
P.IVA IT0200411413

Tel. +39 0721 805911
FAX +39 0721 809794
e-mail: staff@technochef.it
www.technochef.it
www.technochef.eu

Services and Technologies for professional catering since 1973



Fast Ice



PROFESSIONAL DESCRIPTION

ICE MAKER FAST ICE with VERTICAL CUBES with VERTICAL EVAPORATOR SYSTEM, WITHOUT DEPOSIT , 7 gr cube type , Max production 140 kg in 24 hours :

- **Aisi 304 stainless steel structure** , Scotch Brite finish,
- **produces up to 140 kg per day of single 7 g crystalline cubes** , thanks to the **inspectable limescale filter** that ensures the purity of the water used;
- **rounded internal surfaces** allow **easy maintenance and perfect hygiene** of this ice maker;
- **air or water** cooling,
- **vertical evaporator ice production system** ,
- **Fast Ice technology** : produces a **vertical-shaped cube that is pure and crystalline** ;
- **the technology** : the ice is formed on a vertical evaporator, similar to a mold for chocolates, thus allowing **high production in a short time**. The cubes are detached individually and fall into the container collection, perfectly separated from each other and of equal size;
- **the Fast Ice cube** : it has a **truncated pyramid shape** and thanks to its many facets **it allows the rapid cooling of drinks** ;
- **Recommended uses and activities** : hotels, bars and restaurants but above all **fast food, cocktail bars and discos** , activities that require very large quantities of ice to meet the needs of customers;
- refrigerant R404A - R452A;
- 16 A fuse;
- water inlet Ø 3/4 ";
- water drain Ø mm 24;
- water consumption: 2,5l / Kg (Air version);
- water consumption: 14.2 l / kg (Water version);
- tropical class + 43 ° C.

NB : Modular model, it must be combined with an ice storage container.

CE MARK
MADE IN ITALY

TECHNICAL CARD

power supply	Monofase
Volts	V 230/1

frequency (Hz)	50
net weight (Kg)	73
gross weight (Kg)	83
breadth (mm)	540
depth (mm)	544
height (mm)	747

AVAILABLE MODELS

TCF362-VM350W



ICE MAKER FAST ICE 140 Kg 24 / hours, with VERTICAL CUBES, Water Cooled

FAST ICE ice maker with vertical cubes, max yield 140 Kg / 24h, to be combined with container for ice storage, water cooling, V.230 / 1, Kw 1,4, Weight 73 Kg, dim.mm.540x544x747h

Delivery

TCF362-VM350A



ICE MAKER FAST ICE 140 Kg / 24 hours, VERTICAL CUBES, Air Cooled

FAST ICE ice maker with vertical cubes, max yield 140 Kg / 24h, to be combined with container for ice storage, air cooling, V.230 / 1, Kw 1,4, Weight 73 Kg, dim.mm.540x544x747h

Delivery



Fast Ice



Produttore di ghiaccio modulare



Contenitore deposito ghiaccio utilizzabili



Cod. BIN240PE



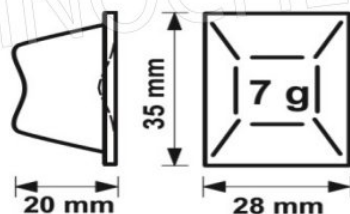
Cod. BIN110



Cod. BIN200

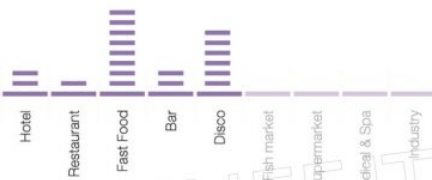

Tipologie di cubetto

► Fast Ice



Fast Ice

Il singolo cubetto verticale





CONNESSIONI

	L	H	ø
1 - Ingresso acqua produzione ghiaccio	35	173	3/4"
2 - Ingresso acqua per condensatore	35	268	3/4"
3 - Scarico acqua	32	42	24 mm
4 - Scarico acqua per condensatore	28	93	12 mm
5 - Connessione Elettrica	33	343	-

