



TECNOSERVICE'21 srl

by Tinti Sergio
Via Carlo Pisacane, 134
61032 Fano (PU) Italy
P.IVA IT0200411413

Tel. +39 0721 805911
FAX +39 0721 809794
e-mail: staff@technochef.it
www.technochef.it
www.technochef.eu

Services and Technologies for professional catering since 1973



TECHNICAL CARD

power supply	Trifase
Volts	V 400/3 +N
frequency (Hz)	50
motor power capacity (Kw)	6,74
gross weight (Kg)	162
breadth (mm)	720
depth (mm)	770
height (mm)	1900

PROFESSIONAL DESCRIPTION

LIFTING HOOD DISHWASHER in ENHANCED VERSION with 600x500 mm SQUARE basket, max. output 60 baskets/hour, DIGITAL CONTROLS :

- **The bodywork is entirely made of AISI 304 steel** and has been designed with all the components in the front part to allow easy assistance by the technician;
- **Digital controls with display ;**
- **4 wash cycles of 60/90/120/240 seconds ;**
- **Max useful height : plates 400 mm , pots 395 mm,**
- **Suitable for 600x400 mm baking trays (pizza-pastry);**
- 60 lt bread baskets (H=400),
- **Stainless steel washing impellers** diameter 30 mm. with moulded helical jets;
- **Stainless steel rinse impeller** with adjustable rotation speed;
- Adjustable electric rinse aid dispenser;
- Adjustable electric washing detergent dispenser;
- Stainless steel washing detergent injector welded onto the tank;
- **Pump filter ;**
- 2-piece **full-tank stainless steel integral filter ;**
- **Control system via electronic board with simple and extremely efficient Dip-Switch ,**
- **Setting and controlling the washing and rinsing temperatures ,**
- Adjustable **Thermostop function** that guarantees better results,

- **Display showing temperatures and selected wash cycle ,**
- **Smart Start Button ,**
- **Self-diagnosis system ,**
- The electronic control allows you to manage various parameters to give you a great level of customization based on your needs while the self-diagnosis allows you to minimize machine downtime by already suggesting some simple operations to perform to resolve the situation,
- **Scheduled Maintenance Notice ,**
- Automatic additional rinse cycle,
- **1 Automatic drain cycle** (with drain pump installed),
- Adjustable drain and rinse times,
- Temperature reading via precise NTC probes,
- Stainless steel washing and rinsing impellers,
- **Double detergent and rinse aid dispenser installed as standard ,**
- **Double-walled moulded tank** with a capacity of 37 litres;
- Bath resistance Kw.4.5,
- Boiler capacity 7.3 lt.
- Boiler resistance Kw.5.4,
- 1.34 kW (1.8 Hp) washing pump,
- Recommended water hardness 7÷10 °f,
- Water consumption per cycle at 2 bar: 2.0 lt.

Included:

- 1 basket for 22 plates, size mm. 500x600x100h
- 1 glass basket, size mm. 500x600x100h
- 1 cutlery basket with 8 places
- 1 tray basket 10/12 places dim.mm.500x600x100h.
- 2 full tank filters



Accessories/Optional :

- **23138** - 0.5 Hp pressure pump kit.
- **18698** - Kit 4 adjustable stainless steel feet 50-70 mm.
- **17516** - Installed pressure pump 0.5 Hp
- **21116** - Drain pump installed 32W.
- **22440** - 32W drain pump.

CE mark

Made in Italy

CODE	DESCRIPTION	PRICE/DELIVERY
TCF322-001700	LIFTING HOOD DISHWASHER in ENHANCED VERSION with 600x500 mm SQUARE basket, 4 cycles of 60/90/120/240 sec, max. output 60 baskets/hour, electric detergent and rinse aid dispenser, V.400/3+N, Kw.6.74, Weight 162 Kg, dim.mm.720x770x1900h	Delivery from 8 to 15 days

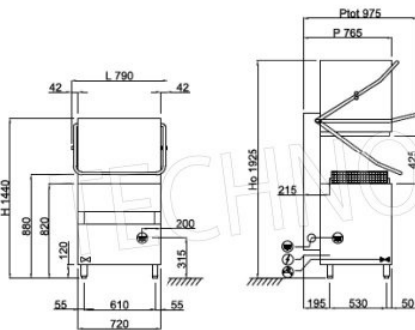
TECHNICAL CARD		
CODE/PICTURES	DESCRIPTION	PRICE/DELIVERY
TCF322-002612 	TECHNOCHEF - 32W Drain Pump Kit	Delivery from 4 to 9 days
TCF322-002603 	TECHNOCHEF - Pressure pump kit 0.5 Hp	Delivery from 4 to 9 days
TCF322-002611	TECHNOCHEF - Drain pump installed 32W	Delivery from 4 to 9 days



TCF322-002601

TECHNOCHEF - Installed pressure pump 0.5 HP

Delivery from 4 to 9 days



400V3N+T 7,04kW
L=1950 (5 POLES)



G 3/4" M
L=1200



Ø25x30
L=1550