



**TECNOSERVICE'21 srl**

by Tinti Sergio  
Via Carlo Pisacane, 134  
61032 Fano (PU) Italy  
P.IVA IT0200411413

Tel. +39 0721 805911  
FAX +39 0721 809794  
e-mail: [staff@technochef.it](mailto:staff@technochef.it)  
[www.technochef.it](http://www.technochef.it)  
[www.technochef.eu](http://www.technochef.eu)

Services and Technologies for professional catering since 1973



**Nota:** Vedi nell'immagine aggiuntiva i colori disponibili

PROFESSIONAL DESCRIPTION

WINE CELLAR-TECA, Capacity 112 Inclined Bottles, STATIC or VENTILATED REFRIGERATION, suitable for WHITE or RED WINES:

- aluminum structure ,
- Interior in Aluminum,
- Sliding Doors , Sides and Top in GLASS ,
- ECOLOGICAL Refrigerant Group with. GAS R290a ,
- digital thermoregulator from: +4°+16°C ,
- automatic defrost ,
- automatic evaporation of condensate,
- innovative refrigeration system based on the positioning of the cooling coil in the center of the showcase which guarantees better conservation conditions ,
- SLIDING DOORS in glass on 2 FRONTS ,
- door anti-fog system ;
- natural white LED lighting on the posts,
- key lock,
- Anti-vibration system ,
- Ambient temperature: +25° , MAX for WHITE WINES
- Ambient Temperature: +30° , MAX for RED WINES

#### 4 POSSIBILITIES OF USE CONFIGURABLE by the Customer

- STATIC MULTITEMPERATURE from +6° to +16°C for WHITE and RED Wines ,
- STATIC MULTITEMPERATURE from +14° to +20°C for RED Wines ,
- VENTILATED for RED Wines with adjustable temperature from +14° to + 16°C ,
- VENTILATED for WHITE Wines with adjustable temperature from +6° to + 12° C ;

Possible EQUIPMENTS, to be Selected at the TIME of the Order in the PRODUCT SHEET.

- RAW MDF FRAME, - MATT WHITE RAL-9010, - MATT BLACK RAL-9005, - VO1 GOLD, VO2 SILVER, - MATT LACQUERED RAL 20 COLORS, GLOSSY LACQUERED RAL 100 COLORS

FRAMES DUNE RAW, - MATT WHITE RAL9010, - MATT BLACK RAL9005, - GOLD VO1 - SILVER VO2 - COLORS RAL20 MATT LACQUERED, COLORS RAL100 GLOSSY LACQUERED ;

#### OPTIONALS/ACCESSORIES :

- Colored LED lighting on the uprights with remote control

CE mark  
Made in Italy

#### TECHNICAL CARD

power supply	Monofase
Volts	V 230/1
frequency (Hz)	50
motor power capacity (Kw)	0,424
net weight (Kg)	120
breadth (mm)	860
depth (mm)	530
height (mm)	1893

#### AVAILABLE MODELS

##### EO-TV-C12-M01



**CASE for WINE, 112 Bottles, Doors on 2 Fronts, 4 Glass Sides, Version with RAW MDF WOOD FRAME**  
WINE CASE with FRAME FRAME in RAW MDF WOOD, GLASSES ON ALL SIDES, cap.112 INCLINED bottles, STATIC or VENTILATED cold, temp. +4°/+16°C, for WHITE or RED WINES, doors on 2 fronts, V.230/1, Kw.0,424, Weight 120 Kg, dim.mm.860x530x1893h

Delivery from 10 to 18 days

**EO-TV-C12-RAL9010****WINE CASE, 112 Bottles, Doors on 2 Fronts, 4 Glass Sides, Version with MATT WHITE WOODEN FRAME**

WINE CASE with FRAME FRAME in MATT WHITE WOOD, GLASSES ON ALL SIDES, cap.112 INCLINED bottles, STATIC or VENTILATED cold, temp. +4°/+16°C, for WHITE or RED WINES, doors on 2 fronts, V.230/1, Kw.0,424, Weight 120 Kg, dim.mm.860x530x1893h

Delivery from 10 to 18 days

**EO-TV-C12-RAL9005****WINE CASE, 112 Bottles, Doors on 2 Fronts, 4 Glass Sides, Version with WOODEN FRAME in MATT BLACK color**

WINE CASE with FRAME FRAME in MATT BLACK WOOD, GLASSES ON ALL SIDES, cap.112 INCLINED bottles, STATIC or VENTILATED cold, temp. +4°/+16°C, for WHITE or RED WINES, doors on 2 fronts, V.230/1, Kw.0,424, Weight 120 Kg, dim.mm.860x530x1893h

Delivery from 10 to 18 days

**EO-TV-C12-V01****CASE for WINE, 112 Bottles, Doors on 2 Fronts, 4 Glass Sides, Version with GOLD painted WOODEN FRAME**

WINE CABINET with WOODEN FRAME painted GOLD, GLASSES ON ALL SIDES, cap.112 INCLINED bottles, STATIC or VENTILATED cold, temp.+4°/+16°C, for WHITE or RED WINES, doors on 2 fronts , V.230/1, Kw.0,424, Weight 120 Kg, dim.mm.860x530x1893h

Delivery from 10 to 18 days

**EO-TV-C12-V02****CASE for WINE, 112 Bottles, Doors on 2 Fronts, 4 Glass Sides, Version with SILVER painted WOODEN FRAME**

WINE CASE with FRAME FRAME in 'SILVER' WOOD, with GLASSES ON ALL SIDES, cap.112 INCLINED bottles, STATIC or VENTILATED cold, temp.+4°/+16°C, for WHITE or RED WINES, doors on 2 fronts, V.230/1, Kw.0,424, Weight 120 Kg, dim.mm.860x530x1893h

Delivery from 10 to 18 days

**EO-TV-C12-RAL20****WINE CASE, 112 Bottles, Doors on 2 Fronts, 4 Glass Sides, Version with WOODEN FRAME in RAL20 colors**

WINE CABINET with WOODEN FRAME in RAL20 colours, GLASSES ON ALL SIDES, cap.112 INCLINED bottles, STATIC or VENTILATED cold, temp.+4°/+16°C, for WHITE or RED WINES, doors on 2 fronts, V.230/1, Kw.0,424, Weight 120 Kg, dim.mm.860x50x1893h

Delivery from 10 to 18 days

**EO-TV-C12-RAL100****WINE CASE, 112 Bottles, Doors on 2 Fronts, 4 Glass Sides, Version with WOODEN FRAME in RAL100 colors**

WINE CABINET with WOODEN FRAME in RAL100 colours, GLASSES ON ALL SIDES, cap.112 INCLINED bottles, STATIC or VENTILATED cold, temp.+4°/+16°C, for WHITE or RED WINES, doors on 2 fronts, V.230/1, Kw.0,424, Weight 120 Kg, dim.mm.860x50x1893h

Delivery from 10 to 18 days

**EO-TV-C12-D01****CASE for WINE, 112 Bottles, Doors on 2 Fronts, 4 Glass Sides, Version with DUNE FRAME in RAW WOOD**

WINE CABINET with DUNE FRAME FRAME in RAW WOOD, with GLASSES ON ALL SIDES, capacity 112 INCLINED bottles, STATIC or VENTILATED cold, temp. +4°/+16°C, for WHITE or RED WINES, doors on 2 fronts, V.230/1, Kw.0,424, Weight 120 Kg, dim.mm.860x530x1893h

Delivery from 10 to 18 days

**EO-TV-C12-DRAL9005****WINE CASE, 112 Bottles, Doors on 2 Fronts, 4 Glass Sides, Version with DUNE FRAME in MATT BLACK WOOD**

WINE CASE with DUNE FRAME FRAME in MATT BLACK WOOD, GLASSES ON ALL SIDES, cap 112 INCLINED bottles, STATIC or VENTILATED cold, temp. +4°/+16°C,for WHITE or RED WINES,doors on 2 fronts,V230/1,Kw.0,424,Weight 120 Kg,dim.mm860x530x1893h

Delivery from 10 to 18 days

**EO-TV-C12-DRAL9010**
**WINE CASE, 112 Bottles, Doors on 2 Fronts, 4 Glass Sides, Version with DUNE FRAME in MATT WHITE WOOD**

WINE CABINET with DUNE FRAME in MATT WHITE WOOD, GLASSES ON ALL SIDES, cap.112 INCLINED bottles, STATIC or VENTILATED cold, temp +4°/+16°C, for WHITE or RED WINES, doors on 2 fronts, V230/1, Kw.0,424, Weight 120 Kg, dim.mm.860x530x1893h

**Delivery** from 10 to 18 days

**EO-TV-C12-DV01**
**WINE CASE, 112 Bottles, Doors on 2 Fronts, 4 Glass Sides, Version with DUNE FRAME in GOLD painted WOOD**

WINE CASE with DUNE FRAME in GOLD painted WOOD, GLASSES ON ALL SIDES, cap.112 INCLINED bottles, STATIC or VENTILATED cold, temp +4°/+16°C, for WHITE or RED WINES, doors on 2 fronts, V.230/1, Kw.0,424, Weight 120 Kg, dim.mm.860x530x1893h

**Delivery** from 10 to 18 days

**EO-TV-C12-DV02**
**CASE for WINE, 112 Bottles, Doors on 2 Fronts, 4 Glass Sides, Version with DUNE FRAME in SILVER WOOD**

WINE CASE with DUNE FRAME in 'SILVER' WOOD, with GLASSES ON ALL SIDES, cap.112 INCLINED bottles, STATIC or VENTILATED cold, temp+4°/+16°C, for WHITE or RED WINES, doors on 2 fronts, V.230/1, Kw.0,424, Weight 120 Kg, dim.mm.860x530x1893h

**Delivery** from 10 to 18 days

**EO-TV-C12-DRAL20**
**WINE CASE, 112 Bottles, Doors on 2 Fronts, 4 Glass Sides, Version with DUNE WOODEN FRAME in RAL20 colors**

WINE CABINET with DUNE FRAME in WOOD in RAL20 colours, GLASSES ON ALL SIDES, cap.112 INCLINED bottles, STATIC or VENTILATED cold, temp +4°/+16°C, for WHITE or RED WINES, doors on 2 fronts, V.230/1, Kw.0,424, Weight 120 Kg, dim.mm.860x530x1893h

**Delivery** from 10 to 18 days

**EO-TV-C12-DRAL100**
**WINE CASE, 112 Bottles, Doors on 2 Fronts, 4 Glass Sides, Version with DUNE WOODEN FRAME in RAL100 colors**

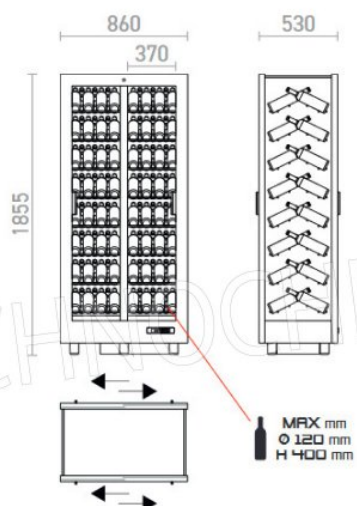
WINE CABINET with DUNE FRAME in WOOD in RAL100 colours, GLASSES ON ALL SIDES, cap.112 INCLINED bottles, STATIC or VENTILATED cold, temp +4°/+16°C, for WHITE or RED WINES, doors on 2 fronts, V230/1, Kw.0,424, Weight 120 Kg, dim.mm.860x530x1893h

**Delivery** from 10 to 18 days

**TECHNICAL CARD**
**CODE/PICTURES**
**DESCRIPTION**
**PRICE/DELIVERY**
**EO-OPT-RGB-A**
**Colored LED lighting with remote control**

Colored LED lighting with remote control, dim.mm.40x1600

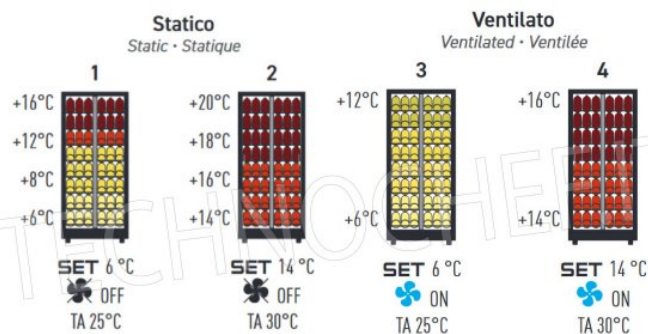
**Delivery** from 4 to 9 days



TV-C12 / TE-C12

T1-C-\*

POSSIBILI IMPOSTAZIONI • POSSIBLE SETTINGS • CHOIX DE RÉGLAGE



Le temperature riportate sono indicative e possono variare di  $\pm 2$  °C. L'utente può impostare la temperatura da +4 °C a +18 °C.  
Reported temperatures are approximate and may vary by  $\pm 2$  °C. User-controlled temperature +4 °C to +18 °C.  
Les températures indiquées sont approximatives et peuvent varier de  $\pm 2$  °C. L'utilisateur peut régler la température de +4 °C à +18 °C.

COLORI CORNICE • FRAMES COLOURS • COULEURS DU CADRE



MDF non verniciato • Unfinished MDF • MDF non peinte | Dune non verniciato • Dune unfinished • Dune non peinte



MDF non verniciato  
unfinished MDF  
MDF non peinte



Dune non verniciato  
Dune unfinished  
Dune non peinte

Verniciatura a liquido • Liquid paint finish • Laquage par peinture liquide



bianco opaco (20 gloss)  
matte white (20 gloss)  
blanc mat (20 gloss)



nero opaco (20 gloss)  
matte black (20 gloss)  
noir mat (20 gloss)



verniciato oro  
gold paint  
peinture or



verniciato argento  
silver paint  
peinture argent



speco 20 gloss - lucido 100 gloss  
matte 20 gloss - glossy 100 gloss  
mat 20 gloss - brillant 100 gloss

Verniciatura a liquido (Dune) • Liquid paint finish (Dune) • Laquage par peinture liquide (Dune)



bianco opaco (20 gloss)  
matte white (20 gloss)  
blanc mat (20 gloss)



nero opaco (20 gloss)  
matte black (20 gloss)  
noir mat (20 gloss)



verniciato oro  
gold paint  
peinture or



verniciato argento  
silver paint  
peinture argent



speco 20 gloss - lucido 100 gloss  
matte 20 gloss - glossy 100 gloss  
mat 20 gloss - brillant 100 gloss

Rivestimento in foglia (Dune) • Leaf finish (Dune) • Revêtement en feuille métallique (Dune)



oro patinato  
gold coated  
revêtement or

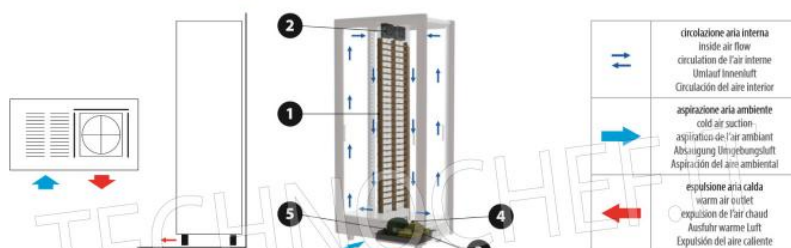


argento patinato  
silver coated  
revêtement argent






- |   |   |
|---|---|
| 1. Struttura in alluminio   | 6. Termoregolatore digitale   |
| 2. Cornice in legno   | 7. Illuminazione a LED  |
| 3. Porte scorrevoli, fianchie e top con vetrocamera - protezione UV - Gas Argon | 8. Impianto di refrigerazione centrale                              |
| 4. Serratura con chiave   | 9. Sbrinamento automatico ed evaporazione automatica della condensa |
| 5. Interni in alluminio   | 10. Sistema di antivibrazione                                       |
| 6. Termoregolatore digitale   | 11. Guida riscaldata  |

IMPIANTO A REFRIGERAZIONE CENTRALE (BREVETTATO)  
CENTRAL COOLING SYSTEM (PATENTED) • INSTALLATION DE RÉFRIGÉRATION CENTRALE (BREVETÉE)



La serpentina di raffreddamento **1** e le ventole di aereazione interna **2** sono inserite al centro della vetrina all'interno dei pannelli di alluminio. Il compressore **3**, il condensatore orizzontale con ventola a pala premente **4** e la vasca per l'evaporazione della condensa

condensa **5** sono inseriti in una speciale vasca ribassata. Con questa soluzione, pur installando un compressore importante (1/4 hp), l'altezza della base è limitata (150 mm) in quanto viene utilizzato lo spazio inferiore dove sono inseriti i piedi (80 mm). La circolazione dell'aria di condensazione avviene dalla parte inferiore frontale.

	circolazione aria interna inside air flow circulation de l'air interne Umlauf Innenluft Circulación del aire interior
	aspirazione aria ambiente cold air suction aspiration de l'air ambiant Absaugung Umgebungsluft Aspiración del aire ambiental
	espulsione aria calda warm air outlet expulsion de l'air chaud Ausfuhr warme Luft Expulsión del aire caliente



## FUNZIONI DEL TERMOREGOLATORE



### FUNZIONE DEI TASTI

- Accende e spegne lo strumento
- Accende e spegne la luce
- SET** Per visualizzare/modificare Set point
- Per avviare sbrinamento manuale
- Per diminuire la temperatura
- Per aumentare la temperatura
- AUX** Per attivare resistenza telaio
- Per attivare ventole interne

### SIGNIFICATO DELLE SPIE

- Compressore attivo
- Luce accesa
- Sbrinamento in corso
- AUX** Resistenza telaio accesa
- Ventole interne accese
- Allarme di temperatura
- (Acceso) Unità di misura





